

1.Low Voltage Cable Support	1-16
2.Steel Electric Boxes	17-39
3.Steel Electric Covers	40-54
4.Box Supports	55-59
5.Groundings	60-61
6.Strut Fittings	62-66
7.Lightings	67-70
8.Fasteners	71-81
9.Steel Electric Fittings	82-127

HangZhou Zhiqi Electrical Company (Short for HZQ Electric) is a professional manufacturer of electrical products, founded in 2011 and located in Hangzhou, China. We produce standard industry products as well as OEM products and assemblies, making stocks for our customers of multi shipments and emergency needs.

Started with steel Junction boxes and covers, HZQ Electric expanded the lines every year with now more than 7 diverse products and over 2000 products, such as steel outlet boxes, covers, fittings, struts , elbows and pipes, low voltage wire management hooks and distribution rings ,wiring devices and so on. Most of items are UL approved.

HZQ Electric is committed to supply you one -stop electrical products purchase as well as inventory management. We devoted to supply high quality products with easy communication, fast delivery and developing unique products of customer need to make our customer business succeed.



Basic J Hook



Material/Finish:

1.2 mm G60 galvanized steel

Application:

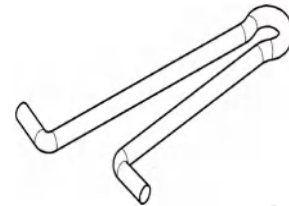
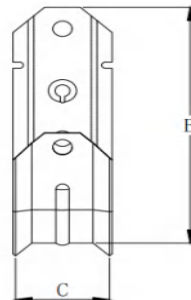
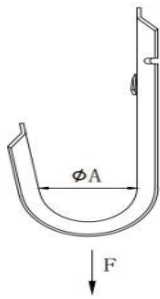
Provides optimal support for high-performance data cable, up to and including Cat 5e, Cat 6, Cat 6A, Cat 7 and fibre optic.

Advantages:

Easy installation to beam flanges

Wire retainer available for 1-5/16", 2", 4", and 6".

UL File NO: E534419



Catalog Number	Description	B	C	ΦA	Cable Capacity Cat 6/Cat 5e/Fiber	Static Load(F)	Std. Pkg.
ZQJH12	3/4" Basic J Hook	79.3[3.12]	22.0 [0.87]	3/4"	10/16/16	60LBS	50
ZQJH21	1-5/16" Basic J Hook	107.3 [4.22]	34.1 [1.34]	1-5/16"	30/50/50	60LBS	50
ZQJH32	2" Basic J Hook	118.0 [4.65]	35.0 [1.38]	2"	50/80/80	60LBS	50
ZQJH64	4" Basic J Hook	178.0 [7.01]	49.0 [1.93]	4"	185/300/300	60LBS	25
ZQJH96	6" Basic J Hook	178.0 [7.01]	49.0 [1.93]	6"	230/450/450	60LBS	25

All dimensions in mm[inch]

Painted J Hook

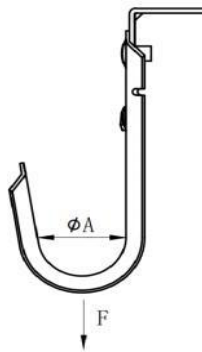



Color: White, Black, Red. Other color available as requested.

UL File NO: E534419

Red Color Catalog Number	Black Color Catalog Number	White Color Catalog Number	Size	Std. Pkg.
ZQJH12RD	ZQJH12BK	ZQJH12WH	3/4"	50
ZQJH21RD	ZQJH21BK	ZQJH21WH	1-5/16"	50
ZQJH32RD	ZQJH32BK	ZQJH32WH	2"	50
ZQJH64RD	ZQJH64BK	ZQJH64WH	4"	25
ZQJH96RD	ZQJH96BK	ZQJH96WH	6"	25

J Hook with Angle Bracket



Material/Finish:

J Hook: 1.2 mm G60 galvanized steel

Angle Bracket: 2.0 mm G60 galvanized steel

Application:

Provides optimal support for high-performance data cable, up to and including Cat 5e, Cat 6, Cat 6A, Cat 7 and fibre optic.

Advantages:

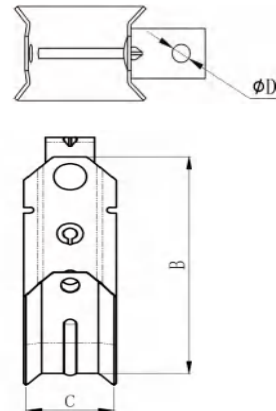
Easy installation to beam flanges

Wire retainer available for 1-5/16", 2", 4", and 6".

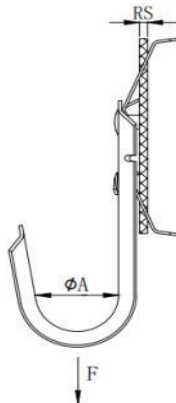
UL File NO: E534419

Catalog Number	B	C	D	ϕA	Cable Capacity Cat 6/Cat 5e/Fiber Optic	Static Load(F)	Std. Pkg.
ZQJH12AC	79.3[3.12]	22.0 [0.87]	18.3 [0.72]	3/4"	10/16/16	60LBS	50
ZQJH21AC	107.3 [4.22]	34.1 [1.34]	18.3 [0.72]	1-5/16"	30/50/50	60LBS	50
ZQJH32AC	118.0 [4.65]	35.0 [1.38]	18.3 [0.72]	2"	50/80/80	60LBS	50
ZQJH64AC	178.0 [7.01]	49.0 [1.93]	18.3 [0.72]	4"	185/300/300	60LBS	25
ZQJH96AC	178.0 [7.01]	49.0 [1.93]	18.3 [0.72]	6"	230/450/450	60LBS	25

All dimensions in mm[inch]



J Hook with Bat Wing



Material/Finish:

J Hook: 1.2 mm G60 galvanized steel

Bat Wing: 1.0 mm C1065 steel, finish is black E-coating

Application:

Provides optimal support for high-performance data cable, up to and including Cat 5e, Cat 6, Cat 6A, Cat 7 and fibre optic.

Advantages:

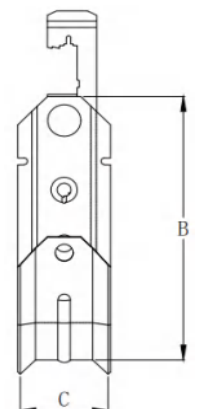
Easy installation to beam flanges

Wire retainer available for 1-5/16", 2", 4", and 6".

UL File NO: E534419

Catalog Number	B	C	Rod Size	ϕA	Cable Capacity Cat 6/Cat 5e/Fiber Optic	Static Load(F)	Std. Pkg.
ZQJH12W	79.3[3.12]	22.0 [0.87]	1/4"	3/4"	10/16/16	30LBS	50
ZQJH21W	107.3 [4.22]	34.1 [1.34]	1/4"	1-5/16"	30/50/50	30LBS	50
ZQJH32W	118.0 [4.65]	35.0 [1.38]	1/4"	2"	50/80/80	30LBS	50
ZQJH64W	178.0 [7.01]	49.0 [1.93]	1/4"	4"	185/300/300	30LBS	25
ZQJH96W	178.0 [7.01]	49.0 [1.93]	1/4"	6"	230/450/450	30LBS	25

All dimensions in mm[inch]



J Hook with Pressed Beam Clamp



Material/Finish:

J Hook: 1.2 mm G60 galvanized steel
 Beam Clamp: 2.0 mm C.R.S, finish is zinc plating
 Angle Bracket: 2.0 mm G60 galvanized steel

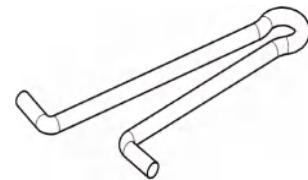
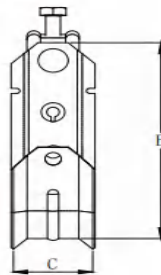
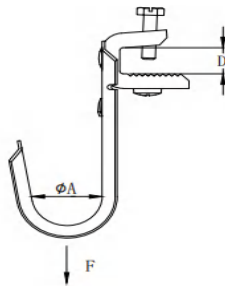
Application:

Provides optimal support for high-performance data cable, up to and including Cat 5e, Cat 6, Cat 6A, Cat 7 and fibre optic.

Advantages:

Easy installation to beam flanges
 Wire retainer available for 1-5/16", 2", 4", and 6".

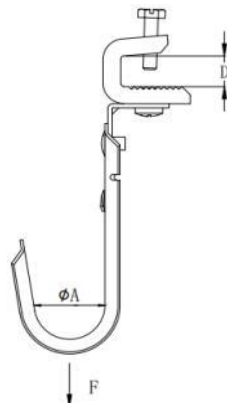
UL File NO: E534419



Catalog Number	B	C	D	ΦA	Flange Thickness	Cable Capacity Cat 6/Cat 5e/Fiber Optic	Static Load(F)	Std. Pkg.
ZQJH12PBC	79.3[3.12]	22.0 [0.87]	18.3 [0.72]	3/4"	3/4"	10/16/16	60LBS	50
ZQJH21PBC	107.3 [4.22]	34.1 [1.34]	18.3 [0.72]	1-5/16"	1-5/16"	30/50/50	60LBS	50
ZQJH32PBC	118.0 [4.65]	35.0 [1.38]	18.3 [0.72]	2"	2"	50/80/80	60LBS	50
ZQJH64PBC	178.0 [7.01]	49.0 [1.93]	18.3 [0.72]	4"	4"	185/300/300	60LBS	25
ZQJH96PBC	178.0 [7.01]	49.0 [1.93]	18.3 [0.72]	6"	6"	230/450/450	60LBS	25

All dimensions in mm[inch]

J Hook with Pressed Beam Clamp, Swivel



With AC angle bracket

UL File NO: E534419

Catalog Number	Size	Std. Pkg.
ZQJH12ACPBC	3/4"	50
ZQJH21ACPBC	1-5/16"	50
ZQJH32ACPBC	2"	50
ZQJH64ACPBC	4"	25
ZQJH96ACPBC	6"	25

J Hook with Spring Steel Beam Clamp



Material/Finish:

J Hook: 1.2 mm G60 galvanized steel
 Beam Clamp: 0.8 mm C1065 steel, finish is black E-coating
 Angle Bracket: 2.0 mm G60 galvanized steel

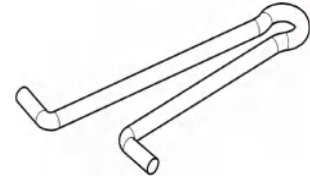
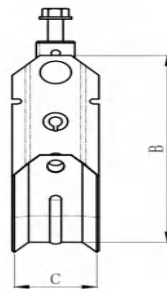
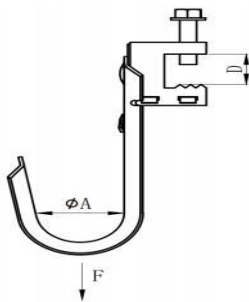
Application:

Provides optimal support for high-performance data cable, up to and including Cat 5e, Cat 6, Cat 6A, Cat 7 and fibre optic.

Advantages:

Easy installation to beam flanges
 Wire retainer available for 1-5/16", 2", 4", and 6".

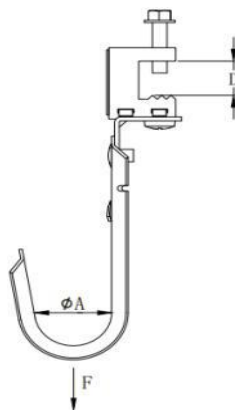
UL File NO: E534419



Catalog Number	B	C	D	ΦA	Flange Thickness	Cable Capacity Cat 6/Cat 5e/Fiber Optic	Static Load(F)	Std. Pkg.
ZQJH12SSBC	79.3[3.12]	22.0 [0.87]	18.3 [0.72]	3/4"	3/4"	10/16/16	60LBS	50
ZQJH21SSBC	107.3 [4.22]	34.1 [1.34]	18.3 [0.72]	1-5/16"	1-5/16"	30/50/50	60LBS	50
ZQJH32SSBC	118.0 [4.65]	35.0 [1.38]	18.3 [0.72]	2"	2"	50/80/80	60LBS	50
ZQJH64SSBC	178.0 [7.01]	49.0 [1.93]	18.3 [0.72]	4"	4"	185/300/300	60LBS	25
ZQJH96SSBC	178.0 [7.01]	49.0 [1.93]	18.3 [0.72]	6"	6"	230/450/450	60LBS	25

All dimensions in mm[inch]

J Hook with Spring Steel Beam Clamp, Swivel



With AC angle bracket

UL File NO: E534419

Catalog Number	Size	Std. Pkg.
ZQJH12ACSSBC	3/4"	50
ZQJH21ACSSBC	1-5/16"	50
ZQJH32ACSSBC	2"	50
ZQJH64ACSSBC	4"	25
ZQJH96ACSSBC	6"	25

J Hook with Hammer On Side Flange Clip



Material/Finish:

J Hook: 1.2 mm G60 galvanized steel

Flange Clip: 0.8 mm C1065 steel, finish is black E-coating

Application:

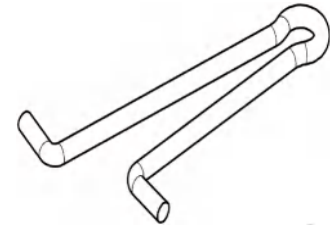
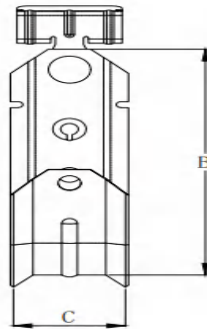
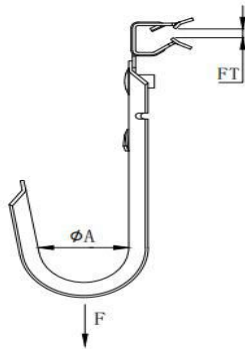
Provides optimal support for high-performance data cable, up to and including Cat 5e, Cat 6, Cat 6A, Cat 7 and fibre optic.

Advantages:

Easy installation to beam flanges

Wire retainer available for 1-5/16", 2", 4", and 6".

UL File NO: E534419



Catalog Number	B	C	ΦA	Flange Thickness (FT)	Cable Capacity Cat 6/Cat 5e/Fiber Optic	Static Load(F)	Std. Pkg.
ZQJH12HOK-24	79.3[3.12]	22.0 [0.87]	3/4"	1/8"~1/4"	10/16/16	60LBS	50
ZQJH12HOK-58	79.3[3.12]	22.0 [0.87]	3/4"	5/16"~1/2"	10/16/16	60LBS	50
ZQJH12HOK-912	79.3[3.12]	22.0 [0.87]	3/4"	9/16"~3/4"	10/16/16	60LBS	50
ZQJH21HOK-24	107.3 [4.22]	34.1 [1.34]	1-5/16"	1/8"~1/4"	30/50/50	60LBS	50
ZQJH21HOK-58	107.3 [4.22]	34.1 [1.34]	1-5/16"	5/16"~1/2"	30/50/50	60LBS	50
ZQJH21HOK-912	107.3 [4.22]	34.1 [1.34]	1-5/16"	9/16"~3/4"	30/50/50	60LBS	50
ZQJH32HOK-24	118.0 [4.65]	35.0 [1.38]	2"	1/8"~1/4"	50/80/80	60LBS	50
ZQJH32HOK-58	118.0 [4.65]	35.0 [1.38]	2"	5/16"~1/2"	50/80/80	60LBS	50
ZQJH32HOK-912	118.0 [4.65]	35.0 [1.38]	2"	9/16"~3/4"	50/80/80	60LBS	50
ZQJH64HOK-24	178.0 [7.01]	49.0 [1.93]	4"	1/8"~1/4"	185/300/300	60LBS	25
ZQJH64HOK-58	178.0 [7.01]	49.0 [1.93]	4"	5/16"~1/2"	185/300/300	60LBS	25
ZQJH64HOK-912	178.0 [7.01]	49.0 [1.93]	4"	9/16"~3/4"	185/300/300	60LBS	25
ZQJH96HOK-24	178.0 [7.01]	49.0 [1.93]	6"	1/8"~1/4"	230/450/450	60LBS	25
ZQJH96HOK-58	178.0 [7.01]	49.0 [1.93]	6"	5/16"~1/2"	230/450/450	60LBS	25
ZQJH96HOK-912	178.0 [7.01]	49.0 [1.93]	6"	9/16"~3/4"	230/450/450	60LBS	25

All dimensions in mm[inch]

J Hook with Hammer on Flange Clip, Swivel



Material/Finish:

J Hook: 1.2 mm G60 galvanized steel

Angle Bracket: 2.0 mm G60 galvanized steel

Flange Clip: 0.8 mm C1065 steel, finish is black E-coating

Application:

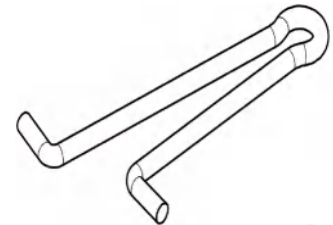
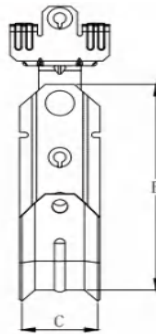
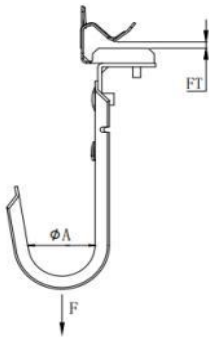
Provides optimal support for high-performance data cable, up to and including Cat 5e, Cat 6, Cat 6A, Cat 7 and fibre optic.

Advantages:

Easy installation to beam flanges

Wire retainer available for 1-5/16", 2", 4", and 6".

UL File NO: E534419



Catalog Number	B	C	φA	Flange Thickness (FT)	Cable Capacity Cat 6/Cat 5e/Fiber Optic	Static Load(F)	Std. Pkg.
ZQJH12ACM24	79.3[3.12]	22.0 [0.87]	3/4"	1/8"~1/4"	10/16/16	60LBS	50
ZQJH12ACM58	79.3[3.12]	22.0 [0.87]	3/4"	5/16"~1/2"	10/16/16	60LBS	50
ZQJH12ACM912	79.3[3.12]	22.0 [0.87]	3/4"	9/16"~3/4"	10/16/16	60LBS	50
ZQJH21ACM24	107.3 [4.22]	34.1 [1.34]	1-5/16"	1/8"~1/4"	30/50/50	60LBS	50
ZQJH21ACM58	107.3 [4.22]	34.1 [1.34]	1-5/16"	5/16"~1/2"	30/50/50	60LBS	50
ZQJH21ACM912	107.3 [4.22]	34.1 [1.34]	1-5/16"	9/16"~3/4"	30/50/50	60LBS	50
ZQJH32ACM24	118.0 [4.65]	35.0 [1.38]	2"	1/8"~1/4"	50/80/80	60LBS	50
ZQJH32ACM58	118.0 [4.65]	35.0 [1.38]	2"	5/16"~1/2"	50/80/80	60LBS	50
ZQJH32ACM912	118.0 [4.65]	35.0 [1.38]	2"	9/16"~3/4"	50/80/80	60LBS	50
ZQJH64ACM24	178.0 [7.01]	49.0 [1.93]	4"	1/8"~1/4"	185/300/300	60LBS	25
ZQJH64ACM58	178.0 [7.01]	49.0 [1.93]	4"	5/16"~1/2"	185/300/300	60LBS	25
ZQJH64ACM912	178.0 [7.01]	49.0 [1.93]	4"	9/16"~3/4"	185/300/300	60LBS	25
ZQJH96ACM24	178.0 [7.01]	49.0 [1.93]	6"	1/8"~1/4"	230/450/450	60LBS	25
ZQJH96ACM58	178.0 [7.01]	49.0 [1.93]	6"	5/16"~1/2"	230/450/450	60LBS	25
ZQJH96ACM912	178.0 [7.01]	49.0 [1.93]	6"	9/16"~3/4"	230/450/450	60LBS	25

All dimensions in mm[inch]

J Hook with Top Mounted Magnet



Material/Finish:

J Hook: 1.2 mm G60 galvanized steel

Angle Bracket: 2.0 mm G60 galvanized steel

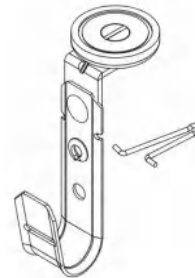
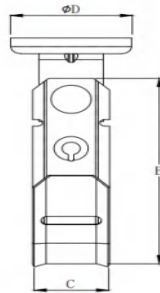
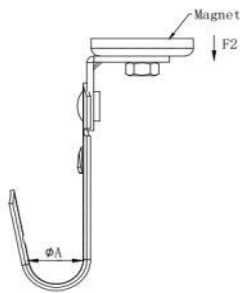
Application:

Provides optimal support for high-performance data cable, up to and including Cat 5e, Cat 6, Cat 6A, Cat 7 and fibre optic.

Advantages:

Easy installation to a variety of overhead surfaces

Wire retainer available for 1-5/16", 2", 4", and 6".



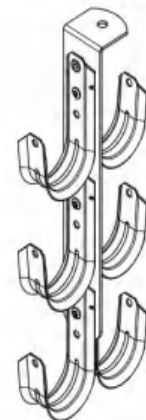
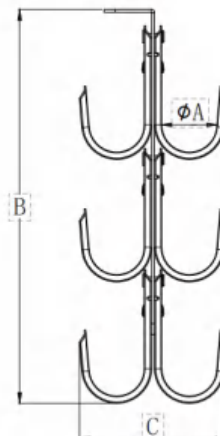
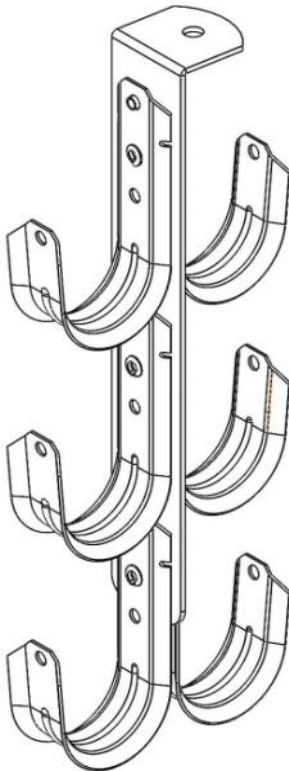
Catalog Number	B	C	ΦD	ΦA	Cable capacity Cat6/Cat 5e/Fiber Optic	Static Load(F)	Std. Pkg
ZQJH12ACMAG	79.3 [3.12]	22.0 [0.87]	36.0 [1.42]	3/4"	10/16/16	60LBS	50
ZQJH21ACMAG	107.3 [4.22]	34.1 [1.34]	36.0 [1.42]	1-5/16"	30/50/50	60LBS	50
ZQJH32ACMAG	118.0 [4.65]	35.0 [1.38]	36.0 [1.42]	2"	50/80/80	60LBS	50
ZQJH64ACMAG	178.0 [7.01]	49.0 [1.93]	36.0 [1.42]	4"	185/300/300	60LBS	25

All dimensions in mm[inch]

J Hook Tree

As to Your Request:

- J Hooks Doubled Up On a J Hook Tree
- Or
- J Hooks on One Side of a J Hook Tree



J Hook Accessories

Steel Angle Bracket

- Material: Steel
- Finish: Zinc Plating

ITEM	SIZE	PKG.
ZQAC14	1/4-20	100
ZQAC38	3/8-16	100



J Hook Retaining Clip

- Material: Steel
- Finish: Zinc Plating

ITEM	SIZE	PKG.
ZQJHRC21	1-5/16"	100
ZQJHRC32	2"	100
ZQJHRC64	4"	100
ZQJHRC96	6"	100



Beam Clamp

- Material: Steel
- Finish: zinc plating

ITEM	SIZE	PKG.
ZQBC1420	1/4-20	100
ZQBC1024	10-24	100
ZQBC3816	3/8-16	50



Bat Wing

- Material: Spring Steel
- Finish: Black or Silver

ITEM	ROD SIZE	PKG
ZQ4Z34	1/4"	100
ZQ6Z34	5/16", 3/8"	100
ZQ8Z34	1/2", 5/8"	100



Spring Steel Beam Clamp

- Material: Spring Steel
- Finish: Black or Silver

ITEM	Beam Flange	PKG.
ZQSSBC	/	100



Hammer on Side Beam Clamp

- Material: Spring Steel
- Finish: Black or Silver

ITEM	Beam Flange	PKG.
ZQHOK24	1/8-1/4"	100
ZQHOK58	5/16-1/2"	100
ZQHOK912	9/16-3/4"	100



Hammer on Beam Clamp

- Material: Spring Steel
- Finish: Black or Silver

ITEM	Beam Flange	PKG.
ZQM24	1/8-1/4"	100
ZQM58	5/16-1/2"	100
ZQM912	9/16-3/4"	100



Hammer on Beam Clamp with Screw

- Material: Spring Steel
- Finish: Black or Silver

ITEM	Beam Flange	PKG.
ZQM24S	1/8- 1/4"	100
ZQM58S	5/16- 1/2"	100
ZQM912S	9/16-3/4"	100



Accessories

TEK / Lag Screw with 1/4-20 Eyelet

- Material: Steel with plastic washer
- Finish: Zinc Plating



Item	Screw Type	Std. Pkg.
ZQAWS001	TEK Screw	100
ZQAWS002	LAG Screw	100

Powder Acuated show with 1/4-20 Eyelet

- Material: Steel with plastic washer
- Finish: Zinc Plating
- Std.Pkg: 100 pcs



Item: ZQACWS003

Nail with 3/8" 1/4-20 threaded male standoff screw

- Material: Steel with plastic washer
- Finish: Zinc Plating
- Std.Pkg: 100 pcs



Item: ZQACWS005

Quick Shot Threaded Hangers Clips

- Material: Steel with plastic washer
- Finish: Zinc Plating



Item	Threaded Hole	Std. Pkg.
ZQTRH-1420	1/4-20	100
ZQTRH-3816	3/8-16	100

Quick Shot Slick Rod Hangers, no Threads

- Material: Steel with plastic washer
- Finish: Zinc Plating

Item	Overall Length	Std. Pkg.
ZQSTF0024	24"	50
ZQSTF0030	30"	50



Angle Clip w/ 1/4" Hole and 1.4-20 threaded Eyelet

- Material: Steel
- Finish: Zinc Plating
- Std.Pkg: 100 pcs

Item: ZQACWS004



Bridle Rings with Machine Screw Thread



Material/Finish:

Steel, zinc plating

Application:

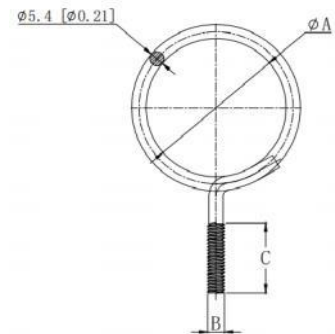
These machine-screw thread bridle rings are used to support communications cables and other low voltage wires.

Advantages:

Bridle rings allow a quick and inexpensive way to support non-sensitive wires and cables from structural members. These bridle rings may be used with any 10-24 or 1/4-20 threaded clamps or supports.

Catalog Number	Size(ΦA)	Thread(B)	C	Loading Capacity	Std. Pkg.
ZQBR125	1-1/4"	1/4-20	25.4[1.00]	50LBS	100
ZQBR150	1-1/2"	1/4-20	25.4[1.00]	50LBS	100
ZQBR200	2"	1/4-20	25.4[1.00]	50LBS	100
ZQBR400	4"	1/4-20	25.4[1.00]	50LBS	100
ZQBR501024	1/2"	10-24	15.0[0.59]	50LBS	100
ZQBR751024	3/4"	10-24	15.0[0.59]	50LBS	100
ZQBR1001024	1"	10-24	15.0[0.59]	50LBS	100
ZQBR1251024	1-1/4"	10-24	15.0[0.59]	50LBS	100
ZQBR1501024	1-1/2"	10-24	27.0[1.06]	50LBS	100
ZQBR2001024	2"	10-24	15.0[0.59]	50LBS	100

All dimensions in mm[inch]



Bridle Rings with Wood Screw Thread



Material/Finish:

Steel, zinc plating

Application:

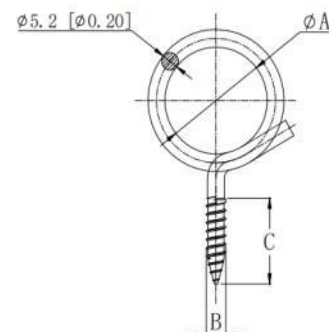
These wood-screw thread bridle rings are installed on wooden beams and studs to support communications cables and other low voltage wires.

Advantages:

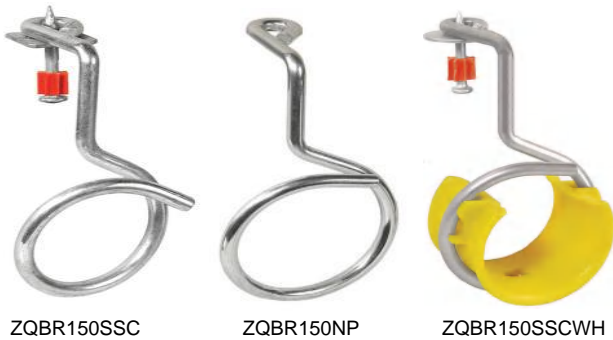
Wood-screw thread allows direct mounting to wood studs and ceiling joists without any extra fasteners or clamps to complete the installation.

Catalog Number	Size(ΦA)	Thread(B)	C	Loading Capacity	Std. Pkg.
ZQBR100WS	1"	#16x1"	25.4[1.00]	50LBS	100
ZQBR125WS	1-1/4"	#16x1"	25.4[1.00]	50LBS	100
ZQBR150WS	1-1/2"	#16x1"	25.4[1.00]	50LBS	100
ZQBR200WS	2"	#16x1"	25.4[1.00]	50LBS	100
ZQBR400WS	4"	#16x1"	25.4[1.00]	50LBS	100

All dimensions in mm[inch]




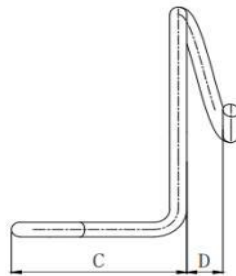
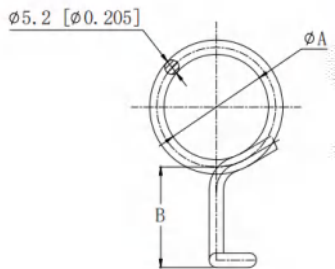
Screw-Mount Bridle Rings



Material/Finish:
Steel, zinc plating

Application:
These quick-screw bridle rings screw mount to wood, concrete or steel surfaces and are used to support communications cables and other low voltage cables.

Advantages:
Unique patented design allows a super-fast installation of bridle rings with any screw gun. Their versatile installation allows them to be installed onto wood, concrete or steel surfaces quickly and quietly in office settings.



Catalog Number	Catalog Number	Catalog Number	Size(ΦA)	B	C	D	Loading Capacity	Std.Pkg.
ZQBR150SSC	ZQBR150NP	ZQBR150SSCWH	1-1/2"	36.3[1.43]	51.0[2.01]	11.0[0.43]	50LBS	100
ZQBR200SSC	ZQBR200NP	ZQBR200SSCWH	2"	36.3[1.43]	51.0[2.01]	11.0[0.43]	50LBS	100
ZQBR400SSC	ZQBR400NP	/	4"	36.3[1.43]	51.0[2.01]	25.4[1.00]	50LBS	100

All dimensions in mm[inch]

Bridle Rings with Heavy Load Magnetic



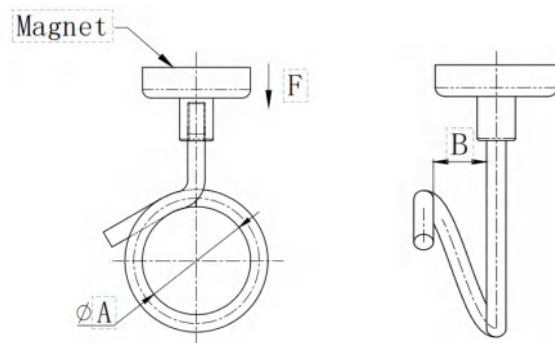
Material/Finish:
Steel, zinc plating

Application:
Magnetic mount bridle rings are used to support communications cables and other low voltage wires on metal surface mount applications.

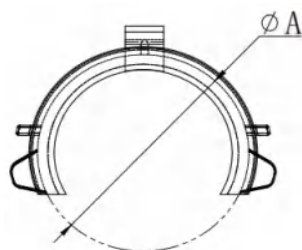
Advantages:
The bridle rings allow a quick and inexpensive way to support non data sensitive wires and cables from structural.

Catalog Number	Size(ΦA)	B	Pull Strength(F)	Color	Std. Pkg.
ZQBRM75WH	3/4"	6.4[0.25]	15LBS	White	100
ZQBRM100WH	1"	11.0[0.43]	15LBS	White	100
ZQBRM125WH	1-1/4"	11.0[0.43]	15LBS	White	100
ZQBRM75BK	3/4"	6.4[0.25]	15LBS	Black	100
ZQBRM100BK	1"	11.0[0.43]	15LBS	Black	100
ZQBRM125BK	1-1/4"	11.0[0.43]	15LBS	Black	100
ZQBR150MAG	1-1/2"	11.0[0.43]	90LBS	Silver	50
ZQBR200MAG	2"	11.0[0.43]	90LBS	Silver	50
ZQBR400MAG	4"	25.4[1.00]	90LBS	Silver	50

All dimensions in mm[inch]



Snap-On Bridle Ring Data Cable Saddle



Catalog Number	Size(ΦA)	Std. Pkg.
ZQ150SAD	1-1/2"	100
ZQ200SAD	2"	100

Bridle Rings with Data Cable Saddle



Machine Screw



Wood Screw



Screw-Mount



ZQBR400SAD

Material/Finish:

Bridle Ring: Steel C1008-C1018, zinc plating

Data Cable Saddle: Plastic

Application:

Magnetic mount bridle rings are used to support communications cables and other low voltage wires on metal surface mount applications.

Machine Screw Catalog Number	Wood Screw Catalog Number	Screw -Mount Catalog Number	Size	Std. Pkg.
ZQBR150SAD	ZQBR150SADWS	ZQ150NPSAD	1-1/2"	100
ZQBR200SAD	ZQBR200SADWS	ZQ200NPSAD	2"	100
ZQBR400SAD			4"	100

Metal Stud Grommets



ZQESGP



ZQESG



ZQG100



Material/Finish:

Plastic

Application:

These metal-stud grommets are used to protect wires from damage that can be caused by sharp edges on metal studs. They also help reduce vibratory ratting of metallic conduits.

Color: Yellow

Catalog Number	Description	Std. Pkg.
ZQG100	Metal stud grommet for 1" trade size hole	100
ZQESGP	Metal stud grommet for 1/2", 3/4" EMT conduit, and 1/2", 3/4" rigid conduit	100
ZQESG	Easy snap plastic grommet, 1.315"OD	100

Cable Protection Plates




long steel cable protection plate with wood spike for easy hammer on installation on wood studs

Catalog Number	Length	Width	Std. Pkg.
ZQSP-3	76.2[3]	38.1[1.5]	100
ZQSP-6	152.4[6]	38.1[1.5]	100



long steel cable protection plate with "peel and stick" adhesive backing for application on metal studs

Catalog Number	Length	Width	Std. Pkg.
ZQSP-3-MS	76.2[3]	38.1[1.5]	100
ZQSP-6-MS	152.4[6]	38.1[1.5]	100



long steel cable protection plate

Catalog Number	Length	Width	Std. Pkg.
ZQSP-9	228.6[9]	38.1[1.5]	50
ZQSP-12	304.8[12]	38.1[1.5]	50
ZQSP-18	457.2[18]	38.1[1.5]	50
ZQSP-24	609.6[24]	38.1[1.5]	50



long steel cable protection plate

Catalog Number	Length	Width	Std. Pkg.
ZQSP-33	76.2[3]	76.2[3]	50
ZQSP-36	76.2[3]	152.4[6]	50
ZQSP-39	76.2[3]	228.6[9]	50
ZQSP-312	76.2[3]	304.8[12]	50
ZQSP-318	76.2[3]	457.2[18]	50
ZQSP-324	76.2[3]	609.6[24]	50
ZQSP-58	127[5]	203.2[8]	50
ZQSP-512	127[5]	304.8[12]	50
ZQSP-518	127[5]	457.2[18]	50
ZQSP-524	127[5]	609.6[24]	50

All dimensions in mm[inch]

Distribution Rings



ZQDR-200

ZQODR-250



ZQODR-350

ZQODR-375

Material: Aluminum

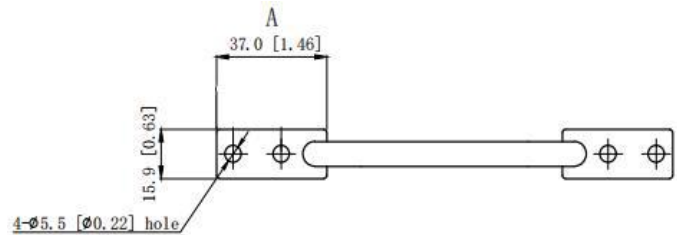
Finish: Cleaning

Application:

These distribution rings are used when support for multiple vertical or horizontal cable runs is required on walls or ceilings.


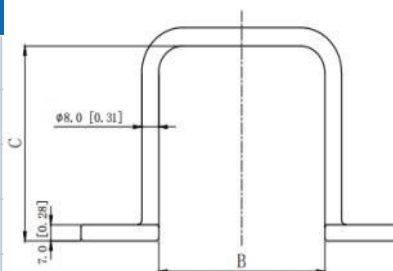
Advantages:

The distribution rings have a smooth surface that prevent cables from being damaged. They are made with high strength aluminum, plastic or steel depending on the ring and the installation needs.

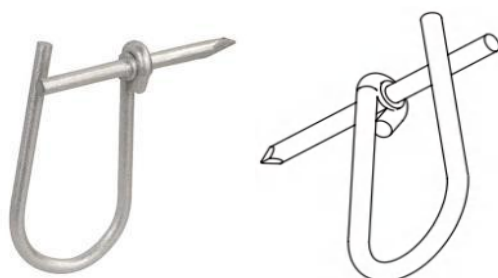


Catalog Number	A	B	C	Std. Pkg.
ZQDR-200	37.0[1.46]	50.8[2.00]	61.0[2.40]	50
ZQDR-300	37.0[1.46]	76.2[3.00]	85.6[3.37]	50
ZQDR-500	37.0[1.46]	127.0[5.00]	86.0[3.38]	50
ZQODR-250	38.3[1.51]	47.6[1.87]	60.3[2.37]	50
ZQODR-350	38.3[1.51]	39[1.54]	85.6[3.37]	50
ZQODR-375	37.0[1.46]	77.8[3.06]	84.1[3.31]	50

All dimensions in mm[inch]



Drive Rings



Material: Steel

Finish: Zinc Plating

Application:


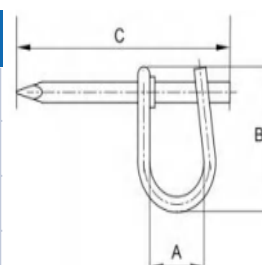
These nail-on drive rings are used to support communications cables and other low voltage wires.

Advantages:

The nail-on drive rings with looped harness save time and provide a very economical support in wet or dry locations. They may also be used on wood surface or with beam clamps that accept drive pins.

Catalog Number	A	B	C	Inner Pkg.	Std. Pkg.
ZQDRV50	12.7[0.50]	22[0.87]	58.85[2.32]	50	1000
ZQDRV58	15.8[0.62]	32[1.23]	62[2.44]	25	1000
ZQDRV78	22.2[0.87]	55.4[2.18]	65.5[2.58]	25	500
ZQDRV125	31.7[1.25]	76.1[3.00]	77.5[3.05]	25	250
ZQDRV150	38.1[1.50]	88.9[3.50]	85[3.35]	25	250

All dimensions in mm[inch]



Metal Staple



Material: Steel

Finish: Zinc Plating

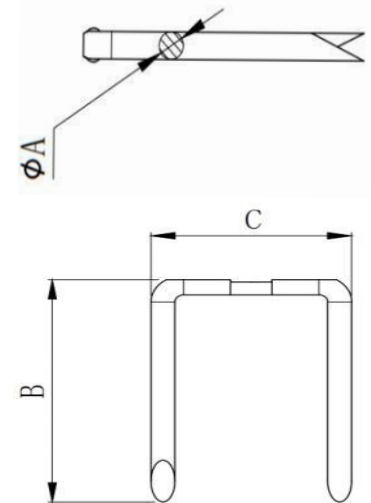
Application:

Secures ROMEX nonmetallic sheathed cable, BX and flexible conduit to wood or masonry.

Advantages:

Pointed offset to drive straight.

Catalog Number	A	B	C	Inner Pkg.	Std. Pkg.
ZQSTPE12/12P	Φ2.3[Φ0.09]	25.9[1.02]	17.2[0.68]	100	1000
ZQSTPE916	Φ2.5[Φ0.10]	31.3[1.23]	19.0[0.75]	100	1000
ZQSTPE12-500	Φ2.3[Φ0.09]	25.9[1.02]	17.2[0.68]	500	4000
ZQSTPE916-100	Φ2.5[Φ0.10]	31.3[1.23]	19.0[0.75]	500	4000
ZQSTPE12-100	Φ2.3[Φ0.09]	25.9[1.02]	17.2[0.68]	100	5000
ZQSTPE916-500	Φ2.5[Φ0.10]	31.3[1.23]	19.0[0.75]	100	5000
ZQSTPE12-250	Φ2.3[Φ0.09]	25.9[1.02]	17.2[0.68]	250	1500
ZQSTPE916-5000BKT	Φ2.3[Φ0.09]	25.9[1.02]	17.2[0.68]	5000	10000
ZQSTPE916-5000BKT	Φ2.5[Φ0.10]	31.3[1.23]	19.0[0.75]	5000	10000




All dimensions in mm[inch]

Device Mounting Brackets



ZQWBF-1



ZQWBF-2

Material: Steel

Finish: Zinc Plating

Application:

These brackets are mounted to studs or drywall to attach low voltage devices and plates in new construction or existing walls.

Advantages:

The unique design allows brackets to be mounted vertically or horizontally. The "EV" style is made with light gauge steel. Additionally the "WBF" style includes mounting screws and can be used to add a low voltage device on 1/2" through 1-1/2" drywall, tile or plaster walls.

Catalog Number	For Dry Wall	Device Openings	Std. Pkg.
ZQWBF-1	3/8" to 1-1/2"	1	100
ZQWBF-2	3/8" to 1-1/2"	2	100

Wire Connectors



ZQBFWC



ZQGFWC



ZQOFWC



ZQYFWC



ZQRFWC



Catalog Number	Style	Color	Bottom ID	Height	Std. Pkg.
ZQGFWC	Fluted	Gray	6.7[0.26]	15[0.59]	500/bag
ZQBFWC	Fluted	Blue	7.6[0.30]	17[0.67]	500/bag
ZQOFWC	Fluted	Orange	10[0.39]	21.2[0.83]	500/bag
ZQYFWC	Fluted	Yellow	10.6[0.42]	22.7[0.97]	500/bag
ZQRFWC	Fluted	Red	13[0.51]	26.4[1.04]	250/bag

All dimensions in mm[inch]

Material:

Plastic and Galvanized carbon steel spring

Application:

The fluted body design of Wire Connectors improves performance and the positive grip design enables fast and easy installation. All models help secure important solid or stranded conductor configurations in your devices and are color coded for simple size and capacity identification.

Winged Wire Connectors



ZQBWWC



ZQGWWC



ZQRWWC



ZQIWWC



ZQYWWC

Catalog Number	Style	Color	Bottom ID	Height	Std. Pkg.
ZQYWWC	Winged	Yellow	10[0.39]	25.7[1.01]	500/bag
ZQIWWC	Winged	Ivory	10.7[0.42]	28.9[1.14]	500/bag
ZQRWWC	Winged	Red	13.3[0.52]	32[1.26]	250/bag
ZQGWWC	Winged	Gray	14.4[0.57]	32.6[1.28]	250/bag
ZQBWWC	Winged	Blue	17.3[0.68]	39.8[1.57]	250/bag

All dimensions in mm[inch]

Application:

The winged design of Wire Connectors improve performance while enabling fast and easy installation. All models are color coded for simple size and capacity identification.

Easy to install

Take out an air strength, the others are the same.



1 Prepare suitable wire



2 Twist two wires together, Screw terminal to the wires



3 Obtained a firm wiring

Round Pancake Boxes



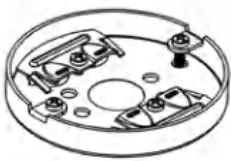
Material: Galvanized Steel

Application: These ceiling pan boxes have conduit knock-outs or clamps for nonmetallic sheathed cable. They are used to mount ceiling and wall lighting fixtures when a shallow depth box is required.

Advantages: Ceiling pans have a shallow depth that allows boxes to be surface mounted directly on studs. Their versatile combination head 8-32 screw can securely fasten fixtures to electrical junction boxes using a slotted, Phillips, or Robertson head screwdriver.

Field Names: Pan box, round box, round outlet box, round fixture box, biscuit box, pancake box, shallow depth box, electrical mud box, sconce light box, round electrical box.

UL File No: E526989



ZQ46111-1/2R(292)



ZQ46111-3/4R(287)



ZQ56111(293)



ZQ56111-R

Catalog Number	Description	Depth	Cubic Inches	Ship Case	Weight/Case
ZQ46111-1/2R(292)	3-1/2" round steel pancake box with NM Clamp	1/2"	4.0	50	13.4
ZQ46111-3/4R(287)	3-1/2" round steel pancake box with NM clamp	3/4"	5.0	50	15.4
ZQ56111(293)	4" round steel pancake box with 1/2"KO	1/2"	6.0	50	15.8
ZQ56111-R	4" round steel pancake box with NM Clamp	1/2"	5.5	50	17.6

3-1/2" Octagon Drawn Box and Covers - 1-1/2" Deep



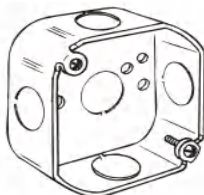
Material: Galvanized Steel

Application: These octagon boxes are used when installing ceiling or wall lighting fixtures. These junction boxes can also be used as an outlet box for a surface conduit or convenience outlet.

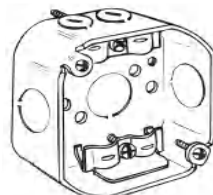
Advantages: The octagon boxes are made with a versatile combination head 8-32 screw.

Field Names: octagon box, 3-1/2" octagon junction box, octagon electrical box, hexagon box.

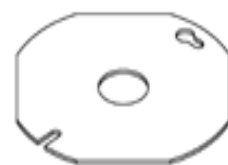
UL File No: E526989



ZQ24151-1/2(110)



ZQ24151-R(112)



ZQ703

Catalog Number	Description	Sides	Knockouts Bottom	Cubic Inches	Ship Case	Weight/Case
ZQ24151-1/2(110)	1-1/2" deep 1/2" KO	(4) - 1/2"	(1) - 1/2"	11.8	50	19.6
ZQ24151-R(112)	1-1/2" deep 1/2" KO with NM Clamp	(2) - 1/2"	(1) - 1/2"	11.8	50	22.0
ZQ703	Flat (1) 1/2" KO, (1) Hole & (1) Slot	---	---	---	100	15.0

* ZQ24151-R(112) & ZQ703 not UL listed

4" Octagon Drawn Boxes & Extensions - 1-1/2" Deep



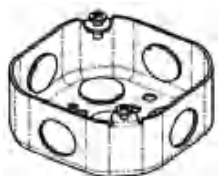
Material: Galvanized Steel

Application: These octagon boxes are used to install ceiling and wall lighting fixtures, fans, or convenience outlets and devices. These extension rings with conduit KO's provide added wire capacity to existing octagon(8B) boxes and service as outlet boxes for surface conduits

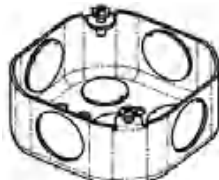
Advantages: Octagon boxes are made with a versatile combination head screw. The box extension rings prevent the labor-intensive removal of older outlet boxes, connectors and devices when extra wire capacity is needed

Field Names: 4-O box, octagon box, octagon junction box, outlet box, ceiling box, octagon ceiling box, 8B box, hexagon box, round outlet box, wall scone box, 8BO box, 4" octagon box, 4" ceiling box, 4" octagon ceiling box, 4" plenum box, 4" octagon plenum box, plenum ceiling box, 8B plenum box. 8B extension ring, octagon extension ring, octagon extension, ceiling extension ring, 4" ceiling extension ring

UL File No: E526989 (ZQ54151-R & ZQ146 & 54151-OWR not UL Listed)



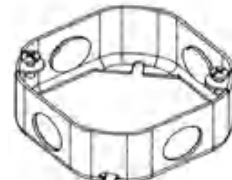
ZQ54151-1/2(125)



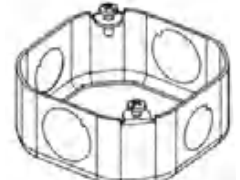
ZQ54151-3/4(126)



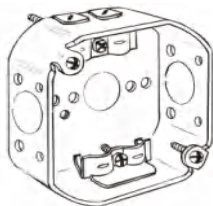
ZQ54151-1234(127)



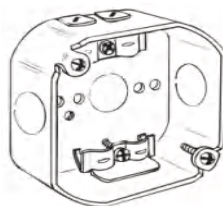
ZQ55151-1/2(128)




ZQ55151-1234(130)



ZQ54151-R(145)



ZQ146



ZQ54151-OWR(150)



ZQ54151-BX(153)

Catalog Number	Description	Knockouts		Cubic Inches	Ship Case	Weight/Case
		Sides	Bottom			
BOXES						
ZQ54151-1/2(125)	1-1/2" deep 1/2" KO with raised ground emboss	(4) - 1/2"	(4) - 1/2"	15.5	50	26
ZQ54151-3/4(126)	1-1/2" deep 3/4" KO with raised ground emboss	(4) - 3/4"	(2) - 1/2" & (2) - 3/4"	15.5	50	26
ZQ54151-1234(127)	1-1/2" deep 1/2" & 3/4" KO with raised ground emboss	(2) - 1/2" & (2) - 3/4"	(2) - 1/2" & (2) - 3/4"	15.5	50	26
ZQ54151-R(145)	1-1/2" deep 1/2" KO with NM Clamp	(2) - 1/2" & 4 pryouts	(1) - 1/2"	15.5	50	27.5
ZQ146	1-1/2" deep 1/2" KO with NM Clamp	(2) - 1/2" & 4 pryouts	(1) - 1/2"	15.5	50	27.5
ZQ54151-OWR(150)	1-1/2" deep 1/2" KO with NM Clamp with OW Ears	(2) - 1/2" & 4 pryouts	(1) - 1/2"	15.5	50	29
ZQ54151-BX(153)	1-1/2" deep 1/2" KO with MC Clamp	(2) - 1/2" & 4 pryouts	(1) - 1/2"	15.5	50	29.5
EXTENSIONS						
ZQ55151-1/2(128)	1-1/2" deep 1/2" KO	(4) - 1/2"	---	15.5	50	19
ZQ55151-1234(130)	1-1/2" deep 1/2" & 3/4" KO	(2) - 1/2" & (2) - 3/4"	---	15.5	50	19

* ZQ54151-R & ZQ146 & 54151-OWR not UL Listed

4" Octagon Drawn Boxes with Brackets - 1-1/2" Deep



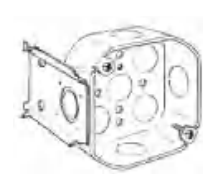
Material: Galvanized Steel

Application: These octagon boxes are used to install ceiling and wall lighting fixtures, fans, convenience outlets.

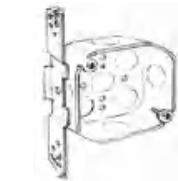
Advantages: These boxes are made with a versatile combination head screw that can securely fasten a fixture or device using a slotted, Phillips, or Robertson head screwdriver.

Field Names: 4-O box, octagon box, octagon junction box, outlet box, ceiling box, octagon ceiling box, 8B box, hexagon box, round outlet box, old work octagon box, cut in box, deep 8B box, 8B deep box with bracket, 8B deep J box, 8B deep octagon box, 8B box with bar hanger, 8B box setup, 8B deep box set up, deep ceiling box with bracket, deep ceiling box with bar hanger.

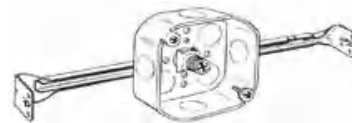
UL File No: E526989



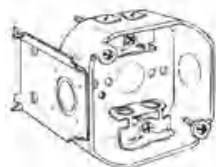
ZQ54151-J(158)



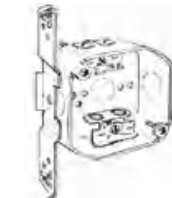
ZQ54151-TS(161)



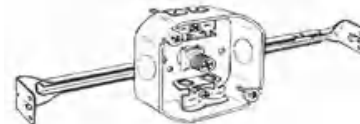
ZQ54151-HU(324)



ZQ54151-JBX(157)



ZQ54151-TSBX(155)



ZQ54151-HUBX(325)



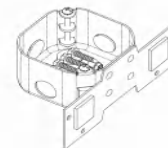
ZQ54151-JR(160)



ZQ54151-TSR(164)



ZQ54151-HUR(326)



ZQ54151-FAN

Catalog Number	Description	Knockouts		Cubic Inches	Ship Case	Weight/Case
		Sides	Bottom			
ZQ54151-J(158)	1-1/2" deep 1/2" KO with J-Wood bracket	(4) - 1/2"	(5) - 1/2"	15.5	50	30.5
ZQ54151-TS(161)	1-1/2" deep 1/2" KO with TS bracket	(3) - 1/2"	(5) - 1/2"	15.5	50	31
ZQ54151-HU(324)	1-1/2" deep 1/2" KO with adj. bar hanger	(4) - 1/2"	(4) - 1/2"	15.5	25	23
ZQ54151-JBX(157)	1-1/2" deep 1/2" KO with MC clamp & J-Wood bracket	(2) - 1/2" & 4 pryouts	(1) - 1/2"	15.5	50	32
ZQ54151-TSBX(155)	1-1/2" deep 1/2" KO with MC clamp & TS bracket	(1) - 1/2" & 4 pryouts	(1) - 1/2"	15.5	50	35
ZQ54151-HUBX(325)	1-1/2" deep 1/2" KO with MC clamp & adj. bar hanger	(2) - 1/2" & 4 pryouts	---	15.5	25	24
ZQ54151-JR(160)	1-1/2" deep 1/2" KO with NM clamp & J-Wood bracket	(2) - 1/2" & 4 pryouts	(1) - 1/2"	15.5	50	32
ZQ54151-TSR(164)	1-1/2" deep 1/2" KO with NM clamp & TS bracket	(1) - 1/2" & 4 pryouts	(1) - 1/2"	15.5	50	35
ZQ54151-HUR(326)	1-1/2" deep 1/2" KO with NM clamp & adj. bar hanger	(2) - 1/2" & 4 pryouts	---	15.5	25	23.5
ZQ54151-FAN	1-1/2" deep Drawn W/ Conduit KO's	(3) - 1/2"	(5) - 1/2"	15.5	25	23.5

* ZQ54151-J, ZQ54151-JR, ZQ54151-TSR, ZQ54151-FAN not UL Listed

4" Octagon Drawn Deep Boxes & Covers - 2-1/8" Deep



Material: Galvanized Steel

Application: These octagon boxes are used to install ceiling and wall lighting fixtures, fans, convenience junction boxes and devices. These flat covers are used to blank up existing boxes or to attach electrical devices, switches & receptacles.

Advantages: These boxes are made with a versatile combination head screw. They also come with labor-saving installation and mounting tabs that align with most lighting fixtures. Flat covers provide a quick and easy way to cover or terminate exposed electrical wire.

Field Names: 4-O box, octagon box, octagon junction box, outlet box, ceiling box, octagon ceiling box, 8B box, hexagon box, round outlet box, 8BO conduit box, 8B ceiling box, 8B deep box, 4" ceiling box, ceiling outlet box, deep ceiling box, deep 8B box. 8B cover, flat blank octagon cover, blank up plate, octagon device covers, octagon switch cover,

UL File No: E526989



ZQ54171-1/2(165)



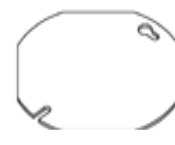
ZQ54171-3/4(166)



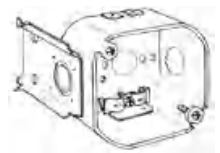
ZQ54171-1234(167)



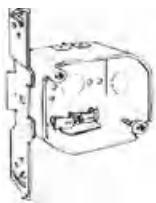
ZQ54171-R(175)



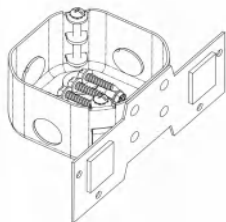
ZQ54C1(722)



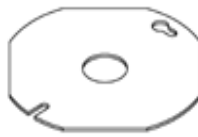
ZQ54171-JR(176)



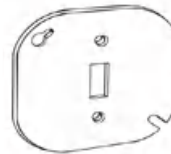
ZQ54171-TSR(177)



ZQ54171-FAN



ZQ54C1-R(724)



ZQ54C40(731)



ZQ54C42(729)

Catalog Number	Description	Knockouts		Cubic Inches	Ship Case	Weight/ Case
		Sides	Bottom			
BOXES						
ZQ54171-1/2(165)	2-1/8" deep 1/2" KO with raised ground emboss	(4) - 1/2"	(4) - 1/2"	21.5	50	29
ZQ54171-3/4(166)	2-1/8" deep 1/2" & 3/4" KO with raised ground emboss	(4) - 3/4"	(2) - 1/2" & (2) - 3/4"	21.5	50	29
ZQ54171-1234(167)	2-1/8" deep 1/2" & 3/4" KO with raised ground emboss	(2) - 1/2" & (2) - 3/4"	(2) - 1/2" & (2) - 3/4"	21.5	50	29
ZQ54171-R(175)	2-1/8" deep 1/2" KO with NM clamp	(2) - 1/2" & 4 pryouts	(1) - 1/2"	21.5	50	33.5
ZQ54171-JR(176)	2-1/8" deep 1/2" KO with NM clamp & J-Wood bracket	(2) - 1/2" & 4 pryouts	(1) - 1/2"	21.5	25	20
ZQ54171-TSR(177)	2-1/8" deep 1/2" KO with NM clamp & TS bracket	(1) - 1/2" & 4 pryouts	(1) - 1/2"	21.5	25	20
ZQ54171-FAN	1-1/2" deep Drawn W/ Conduit KO's	(3) - 1/2"	(5) - 1/2"	21.5	25	20
COVERS						
ZQ54C1(722)	Blank flat (1) Hole & (1) Slot	---	---	---	100	23
ZQ54C1-R(724)	Flat (1) 1/2" KO, (1) Hole & (1) Slot	---	(1) - 1/2"	---	100	23
ZQ54C40(731)	Flat (1) Duplex, (1) Hole & (1) Slot	---	---	---	100	23
ZQ54C42(729)	Flat (1) Toggle, (1) Hole & (1) Slot	---	---	---	100	23

* ZQ54171-R, ZQ54171-JR, ZQ54171-TSR, ZQ54171-FAN not UL Listed

4" Square Boxes & Extensions



Material: Galvanized Steel

Application: These 4" square boxes with conduit knockouts are installed in walls or ceilings for lighting fixtures, switches, receptacles or other outlet devices. Square boxes are used to bring power to a number of electrical devices where mul-tiple conductor runs are split in two or more directions.

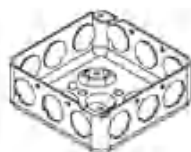
Advantages: 4S Boxes can be surface or flush mounted when multidirectional conduit runs are necessary.

Field Names: 4S Box, 1900 box, 1900 electrical box, 1900 junction box, conduit box, J-box, concentric box, conduit junction box, outlet box, drywall mud box, standard 1900 box, square conduit box.

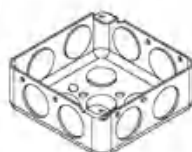
UL File No: E526989(ZQ52141-1/2 & ZQ187 not UL Listed)



ZQ52141-1/2(185)



ZQ52151-1/2DR(190)



ZQ52151-3/4DR(191)



ZQ52151-1234DR(192)



ZQ52151-CKO



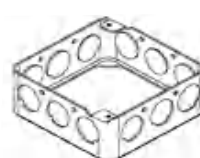
ZQ52151-3/4(181)



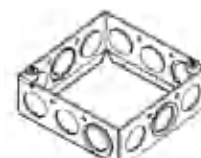
ZQ52151-1/2
ZQ52151-1234



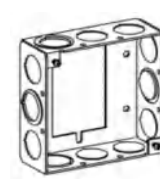
ZQ52151-MKO(189)



ZQ53151-1/2(201)
ZQ53151-1234(203)



ZQ53151-MKO



ZQ53151-SUB(187)

Catalog Number	Description	Knockouts		Cubic Inches	Ship Case	Weight/Case
		Sides	Bottom			
BOXESS						
ZQ52141-1/2(185)	1-1/4" deep 1/2" KO with raised ground emboss - Drawn	(10) - 1/2"	(4) - 1/2"	18	50	16.5
ZQ52151-1/2DR(190)	1-1/2" deep 1/2" KO with raised ground emboss - Drawn	(12) - 1/2"	(4) - 1/2"	21	50	31
ZQ52151-3/4DR(191)	1-1/2" deep 3/4" KO with raised ground emboss - Drawn	(8) - 3/4"	(2) - 1/2" & (2) - 3/4"	21	50	31
ZQ52151-1234DR(192)	1-1/2" deep 1/2" & 3/4" KO with raised ground emboss - Drawn	(8) - 1/2" & (4) - 3/4"	(2) - 1/2" & (2) - 3/4"	21	50	31
ZQ52151-CKO	1-1/2" deep MKO with raised ground emboss - Drawn	(8) - MKO	(2) - 1/2" & (2) - 3/4"	21	50	31
ZQ52151-1/2	1-1/2" deep 1/2" KO with raised ground emboss - Welded	(12) - 1/2"	(2) - 1/2" & (2) - 3/4"	21	50	31
ZQ52151-3/4(181)	1-1/2" deep 3/4" KO with raised ground emboss - Welded	(8) - 3/4"	(2) - 1/2" & (2) - 3/4"	21	50	31
ZQ52151-1234	1-1/2" deep 1/2" & 3/4" KO with raised ground emboss - Welded	(8) - 1/2" & (4) - 3/4"	(2) - 1/2" & (2) - 3/4"	21	50	31
ZQ52151-MKO(189)	1-1/2" deep MKO with raised ground emboss - Welded	(8) - 1/2" & (4) - MKO	(2) - 1/2" & (2) - 3/4"	21	50	36
EXTENSIONS						
ZQ53151-1/2(201)	Extension 1-1/2" deep 1/2" KO - Drawn	(12) - 1/2"	----	21	50	20
ZQ53151-1234(203)	Extension 1-1/2" deep 1/2" & 3/4" KO - Drawn	(8) - 1/2" & (4) - 3/4"	----	21	50	20
ZQ53151-MKO	Extension 1-1/2" deep MKO - Welded	(8) - 1/2" & (4) - MKO	----	21	50	25
ZQ53151-SUB(187)	Extension 1-1/2" deep MKO - Welded	(8) - 1/2" & (4) - MKO	----	21	50	30.5

4" Square Welded boxes with Bracket - 1-1/2" Deep



Material: Galvanized Steel

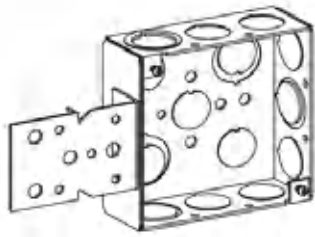
Application: These bracket boxes with conduit knockouts are used when 4" square boxes must be mounted directly to wood or metal studs. Square boxes are used to bring power to a number of electrical devices where multiple conductor runs are split in two or more directions.

Advantages: 4" square boxes with attached brackets allow a quick easy installation and keep the boxes upright for an easy conduit connection.

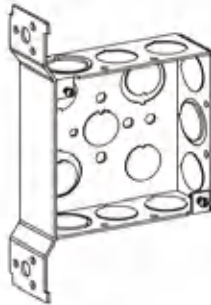
Field Names: Bracket box, 4S bracket box, metal stud box, vertical bracket box, wood bracket box, nail-on bracket box, flush-mount bracket box, conduit bracket box, bracketed outlet box, 1900 bracket box, 1900 box with bracket.

UL File No: E526989

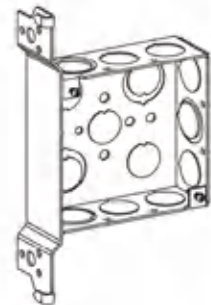
Catalog Number	Description	Knockouts		Cubic Inches	Ship Case	Weight/Case
		Sides	Bottom			
ZQ52151-B(193)	1-1/2" deep MKO with S bracket & raised ground emboss	(6) - 1/2" & (3) - MKO	(2) - 1/2" & (2) - MKO	21	25	20
ZQ52151-MKO-F(196)	1-1/2" deep MKO with FL bracket	(6) - 1/2" & (3) - MKO	(3) - 1/2" & (2) - MKO	21	25	22
ZQ52151-MKO-WB(197)	1-1/2" deep 1/2" KO with WB bracket	(6) - 1/2" & (3) - MKO	(3) - 1/2" & (2) - MKO	21	25	21
ZQ52151-3/4F(199)	1-1/2" deep 1/2" & 3/4" KO with FL bracket	(6) - 3/4"	(1) - 1/2" & (4) - 3/4"	21	25	22
ZQ52151-MS(227)	1-1/2" deep MKO with MS bracket	(6) - 1/2" & (3) - MKO	(3) - 1/2" & (2) - MKO	21	25	20
ZQ52151-BX(213)	1-1/2" deep 1/2" KO with MC Clamp	(4) - 1/2" & (2) - MKO & & 4 pryouts	(1) - 1/2"	21	50	39
ZQ52151-FBX(218)	1-1/2" deep MKO with MC Clamp & FL bracket	(2) - 1/2" & (1) - MKO & & 4 pryouts	(1) - 1/2"	21	25	24
ZQ52151-WBBX(219)	1-1/2" deep MKO with MC Clamp & WB bracket	(2) - 1/2" & (1) - MKO & & 4 pryouts	(1) - 1/2"	21	25	22
ZQ52151-BBX(224)	1-1/2" deep MKO with MC Clamp & B bracket	(2) - 1/2" & (1) - MKO & & 4 pryouts	(1) - 1/2"	21	25	24
ZQ52151-MSBX(229)	1-1/2" deep MKO with MC Clamp & MS bracket	(2) - 1/2" & (1) - MKO & & 4 pryouts	(1) - 1/2"	21	25	22
ZQ52151-WBR(220)	1-1/2" deep MKO with NM Clamp & WB bracket	(2) - 1/2" & (1) - MKO & & 4 pryouts	(1) - 1/2"	21	25	20
ZQ52151-FR(223)	1-1/2" deep MKO with NM Clamp & FL bracket	(2) - 1/2" & (1) - MKO & & 4 pryouts	(1) - 1/2"	21	25	20
ZQ52151-BR(225)	1-1/2" deep 1/2" KO with NM Clamp & B bracket	(2) - 1/2" & (1) - MKO & & 4 pryouts	(1) - 1/2"	21	25	22
ZQ52151-MSR(228)	1-1/2" deep 1/2" KO with NM Clamp & MS bracket	(2) - 1/2" & (1) - MKO & & 4 pryouts	(1) - 1/2"	21	25	22



ZQ52151-B(193)



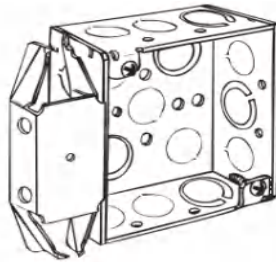
ZQ52151-MKO-F(196)



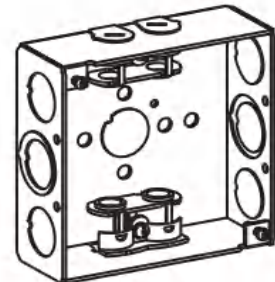
ZQ52151-MKO-WB(197)



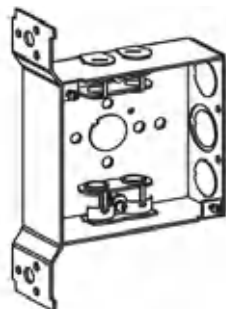
ZQ52151-3/4F(199)



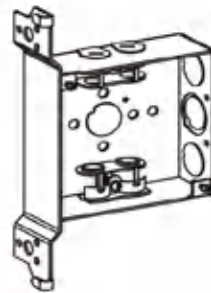
ZQ52151-MS(227)



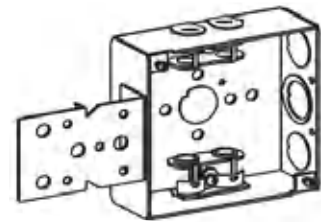
ZQ52151-BX(213)



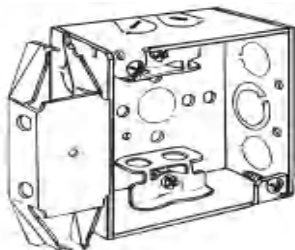
ZQ52151-FBX(218)



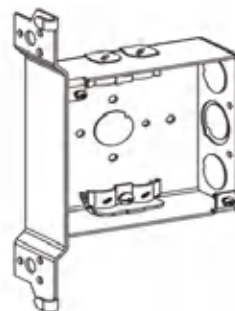
ZQ52151-WBBX(219)



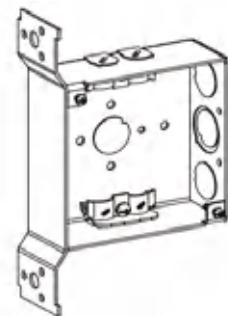
ZQ52151-BBX(224)



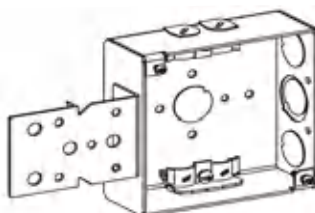
ZQ52151-MSBX(229)



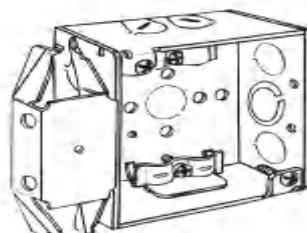
ZQ52151-WBR(220)



ZQ52151-FR(223)



ZQ52151-BR(225)



ZQ52151-MSR(228)

4" Square Boxes and Extensions - 2-1/8" Deep



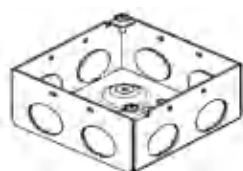
Material: Galvanized Steel

Application: These 4" square boxes with conduit knockouts are installed in walls or ceilings for lighting fixtures, switches, receptacles or other outlet devices. Square boxes are used to bring power to a number of electrical devices where multiple conductor runs are split in two or more directions.

Advantages: 4S Boxes can be surface or flush mounted when multidirectional conduit runs are necessary.

Field Names: 4S box, 1900 box, 1900 electrical box, 1900 junction box, conduit box, J-box, concentric box, conduit junction box, outlet box, drywall mud box, conduit J box, conduit outlet box, deep 1900 box, deep 4S box, deep plenum box, 3/4" plenum box, Chicago plenum junction box, 1900 deep box, 1900 deep plenum box, 1900 deep combo box.

UL File No: E526989(ZQ53171-SUB not UL listed)



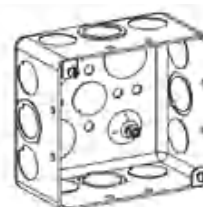
ZQ52171-3/4(231)



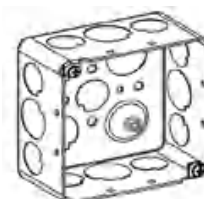
ZQ52171-MKO(232)



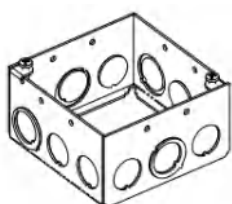
ZQ52171-1(233)



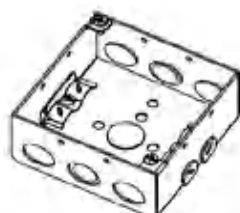
ZQ52171-CKO-DR



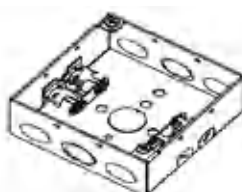
ZQ52171-SDR(239)



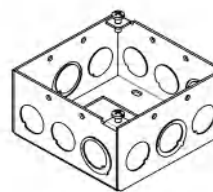
ZQ53171-MKO



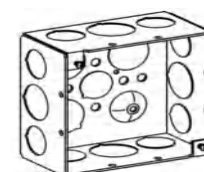
ZQ52171-R(242)



ZQ52171-BX(248)



ZQ53171-SUB



ZQ4SDB50-75

Catalog Number	Description	Sides	Knockouts		Cubic Inches	Ship Case	Weight/Case
			Bottom				
ZQ52171-3/4(231)	2-1/8" deep MKO with raised ground emboss - Welded	(8) - 1/2"	(2) - MKO & (2) - 1/2"		30.3	25	22
ZQ52171-MKO(232)	2-1/8" deep MKO with raised ground emboss - Welded	(8) - 1/2" & (4) - MKO	(2) - MKO & (2) - 1/2"		30.3	25	22
ZQ52171-1(233)	2-1/8" deep MKO with raised ground emboss - Welded	(8) - 1"	(2) - 1/2" & (2) - 3/4"		30.3	25	22
ZQ52171-CKO-DR	2-1/8" deep 1/2" KO & MKO with raised ground emboss - Drawn	(8) - 1/2" & (4) - MKO	(2) - 1/2" & (2) - 3/4"		30.3	25	22
ZQ52171-SDR(239)	2-1/8" deep 1/2" & 3/4" KO with raised ground emboss - Drawn	(8) - 1/2" & (4) - 3/4"	(2) - 1/2" & (2) - 3/4"		30.3	25	21
ZQ52171-R(242)	2-1/8" deep MKO with NM clamp - Welded	(4) - 1/2" & (2) - MKO & 4 pryouts	(1) - 1/2"		30.3	25	22
ZQ52171-BX(248)	2-1/8" deep MKO with MC clamp - Welded	(4) - 1/2" & (2) - MKO & 4 pryouts	(1) - 1/2"		30.3	25	23
ZQ53171-MKO	2-1/8" deep 1/2" KO & MKO - Welded	(8) - 1/2" & (4) - MKO	----		30.3	25	12.5
ZQ53171-SUB	2-1/8" deep MKO - Welded	(8) - 1/2" & (4) - MKO	----		30.3	25	12.5
ZQ4SDB50-75	2-1/8" deep 1/2" & 3/4" KO with raised ground emboss - Welded	(8) - 1/2" & (4) - 3/4"	(2) - 1/2" & (2) - 3/4"		30.3	25	22

4" Square Welded Deep Boxes with Bracket - 2-1/8" Deep



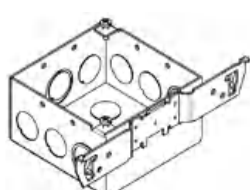
Material: Galvanized Steel

Application: These bracket boxes with conduit knockouts are used when 4" square boxes must be mounted directly to wood or metal studs. Square boxes are used to bring power to a number of electrical devices where multiple conductor runs are split in two or more directions.

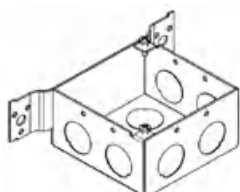
Advantages: 4" square boxes with attached brackets allow a quick easy installation to structural members and keep the boxes upright for an effortless conduit connection.

Field Names: Bracket box, 4S bracket box, metal stud box, vertical bracket box, wood bracket box, nail-on bracket box, 1900 bracket box, bracketed junction box, conduit box with bracket, stud box, outlet box, bracketed J box, deep 4S bracket box, deep 1900 bracket box, 1900 bracket box.

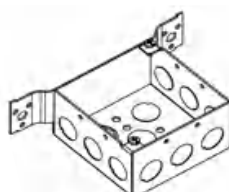
UL File No: E526989



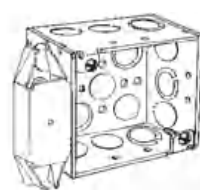
ZQ52171-TS(235)



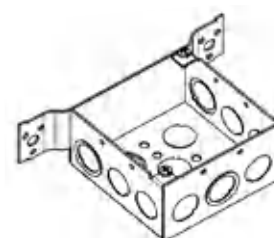
ZQ52171-3/4F(236)



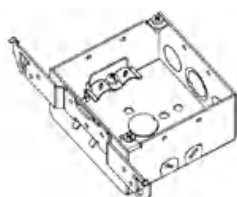
ZQ52171-F



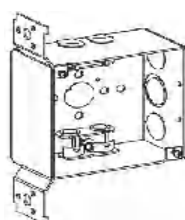
ZQ52171-MS(238)



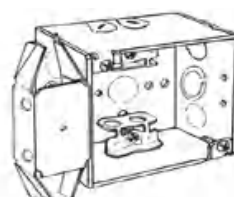
ZQ52171-FS(237)



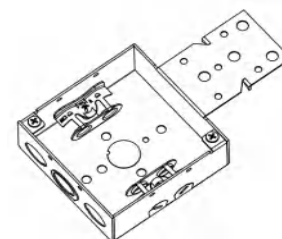
ZQ52171-TSR(240)



ZQ52171-TSBX(241)



ZQ52171-MSBX(243)



ZQ52171-BBX(249)

Catalog Number	Description	Knockouts		Cubic Inches	Ship Case	Weight/Case
		Sides	Bottom			
ZQ52171-TS(235)	2-1/8" deep MKO with TS bracket	(6) - 1/2" & (3) - MKO	(3) - 1/2" & (2) - MKO	30.3	25	25
ZQ52171-3/4F(236)	2-1/8" deep 3/4" KO with FL bracket	(6) - 3/4"	(1) - 1/2" & (4) - 3/4"	30.3	25	24
ZQ52171-F	2-1/8" deep 1/2" & 3/4" KO with FL bracket	(9) - 1/2"	(3) - 1/2" & (2) - MKO	30.3	25	24
ZQ52171-MS(238)	2-1/8" deep 1/2" & 3/4" KO with MS bracket	(6) - 1/2" & (3) - 3/4"	(3) - 1/2" & (2) - MKO	30.3	25	25
ZQ52171-FS(237)	2-1/8" deep 1/2" & 3/4" KO with FL bracket	(6) - 1/2" & (3) - MKO	(3) - 1/2" & (2) - MKO	30.3	25	25
ZQ52171-TSR(240)	2-1/8" deep MKO with NM Clamp & TS bracket	(2) - 1/2" & (1) - MKO & 4 pryouts	(1) - 1/2"	30.3	25	28
ZQ52171-TSBX(241)	2-1/8" deep MKO with MC Clamp & TS bracket	(2) - 1/2" & (1) - MKO & 4 pryouts	(1) - 1/2"	30.3	25	29
ZQ52171-MSBX(243)	2-1/8" deep MKO with MC Clamp & MS bracket	(2) - 1/2" & (1) - MKO & 4 pryouts	(1) - 1/2"	30.3	25	25
ZQ52171-BBX(249)	2-1/8" deep MKO with MC Clamp & Long B bracket	(2) - 1/2" & (1) - MKO & 4 pryouts	(1) - 1/2"	30.3	25	25.5

4-11/16" Square Boxes



Material: Galvanized Steel

Application: These 4-11/16" square boxes with conduit knockouts are larger boxes that are installed when larger sized conductors are required. These boxes are great for industrial applications.

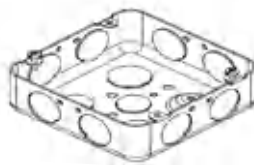
Advantages: 5S boxes provide extra volume for wiring and devices. They also have versatile combination head screws that can securely fasten a cover to an electrical junction box using a slotted, Phillips, or Robertson head screw driver.

Field Names: 11B box, 11B junction box, 5S box, 11B box, 5S box, electrical box, junction box,

UL File No: E526989(ZQ262 not UL listed)



ZQ73171-MKO



ZQ72151-3/4DR(246)



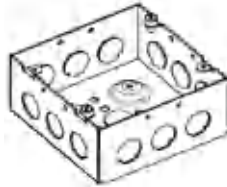
ZQ72151-1234(247)



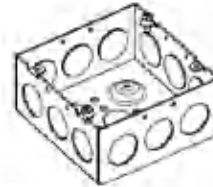
ZQ72171-MKO(257)



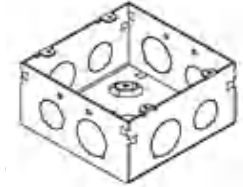
ZQ72171-1234



ZQ72171-1/2



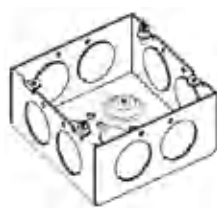
ZQ72171-3/4



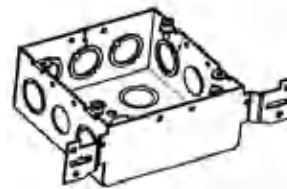
ZQ72171-3/4-1(265)



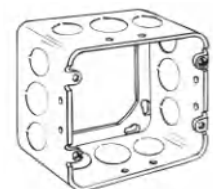
ZQ72171-1-1/4(259)



ZQ72171-1(258)



ZQ72171-FSW(254)



ZQ262

Catalog Number	Description	Knockouts		Cubic Inches	Ship Case	Weight/Case
		Sides	Bottom			
ZQ72151-3/4DR(246)	1-1/2" deep 3/4" KO with raised ground emboss - Drawn	(8) - 3/4"	(2) - 1/2" & (2) - 3/4"	29.5	25	22
ZQ72151-1234(247)	1-1/2" deep 1/2" & 3/4" KO with raised ground emboss - Drawn	(8) - 1/2" & (4) - 3/4"	(2) - 1/2" & (2) - 3/4"	29.5	25	21
ZQ73171-MKO	2-1/8" deep 1/2" KO & MKO extension ring - Drawn	(10) - 1/2" & (2) - MKO	----	30	25	9.5
ZQ72171-MKO(257)	2-1/8" deep MKO with raised ground emboss - Welded	(12) - MKO	(2) - 1/2" & (2) - MKO	42	25	28
ZQ72171-1234	2-1/8" deep 1/2" & 3/4" KO with raised ground emboss- Welded	(8) - 1/2" & (4) - 3/4"	(2) - 1/2" & (2) - 3/4"	42	25	28
ZQ72171-1/2	2-1/8" deep 1/2" KO with raised ground emboss - Welded	(12) - 1/2"	(2) - 1/2" & (2) - 3/4"	42	25	28
ZQ72171-3/4	2-1/8" deep 3/4" KO with raised ground emboss- Welded	(12) - 3/4"	(2) - 1/2" & (2) - 3/4"	42	25	28
ZQ72171-3/4-1(265)	2-1/8" deep 3/4" & 1" KO with raised ground emboss- Welded	(4) - 3/4" & (4) - 1"	(2) - 1/2" & (2) - 3/4"	42	25	28
ZQ72171-1-1/4(259)	2-1/8" deep 1-1/4" KO with raised ground emboss- Welded	(6) - 1-1/4"	(2) - 1/2" & (2) - 3/4"	42	25	28
ZQ72171-1(258)	2-1/8" deep 1" KO with raised ground emboss- Welded	(8) - 1"	(2) - 1/2" & (2) - 3/4"	42	25	28
ZQ72171-FSW(254)	2-1/8" deep MKO with FL bracket- Welded	(2) - 1/2" & (7) - MKO	(3) - 1/2" & (2) - TKO	42	25	27
ZQ262	Extension ring 2-1/8" deep - Drawn	(8) - 1/2" & (4) - 3/4"	----	42	25	21.4

3" x 2" Gangable Switch Boxes - 1-1/2" & 2" Deep



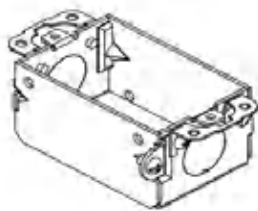
Material: Galvanized Steel

Application: These switch boxes are used to support toggle switches, duplex devices, decorative devices and a variety of electrical outlets.

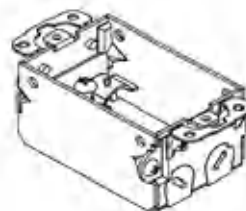
Advantages: Switch boxes allow versatility of wiring design because they are gangable for multiple switches or device installations. Their plaster ears allow easy "cut in" when outlets or switches need to be added to existing shallow depth walls.

Field Names: Gem box, switch box, gem dandy, old work switch box, plaster box, conduit box, plaster ear box, steel switch box, remote box, shallow remodel box.

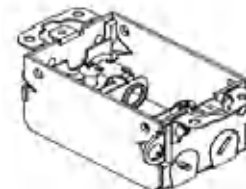
UL File No.: E526989



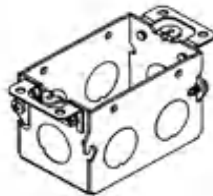
ZQG500(400)



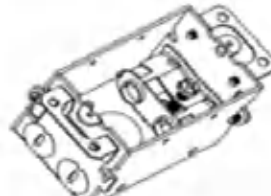
ZQG500-R(410)



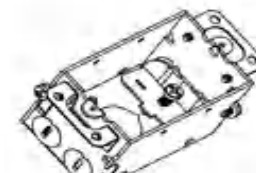
ZQG500-BX(411)



ZQG600(420)



ZQG600-BX(440)



ZQG600-R(445)

Catalog Number	Description	Sides	Knockouts Ends	Bottom	Cubic Inches	Ship Case	Weight/ Case
ZQG500(400)	1-1/2" deep 1/2" KO	---	(2) - 1/2"	(1) - 1/2"	7.5	50	19
ZQG500-R(410)	1-1/2" deep with NM Clamp	---	4 pryouts	---	7.5	50	21
ZQG500-BX(411)	1-1/2" deep with MC Clamp	---	4 pryouts	---	7.5	50	22
ZQG600(420)	2" deep 1/2" KO	(4) - 1/2"	(2) - 1/2"	(2) - 1/2"	10	50	25
ZQG600-BX(440)	2" deep with MC Clamp	---	4 pryouts	(1) - 1/2"	10	50	27
ZQG600-R(445)	2" deep with NM Clamp	---	4 pryouts	(1) - 1/2"	10	50	26

3" x 2" Gangable Switch Boxes - 2-1/2" Deep



Material: Galvanized Steel

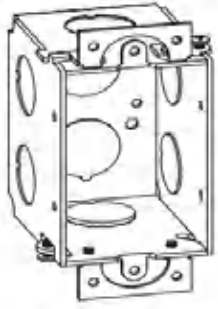
Application: These 2-1/2" deep switch boxes are used to support toggle switches, duplex receptacles, decorative devices and a variety of electrical outlets.

Advantages: Switch boxes allow versatility of wiring design because they are gangable for multiple switches or device installations. Their plaster ears allow easy "cut in" when outlets or switches need to be added to existing standard depth walls.

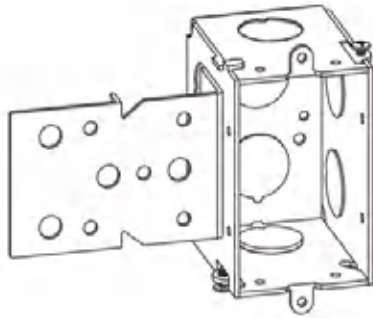
Field Names: Gem box, switch box, gem dandy, old work switch box, plaster box, conduit box, plaster ear box, steel switch box, gem box with bracket, old work box with bracket.

UL File No.: E526989

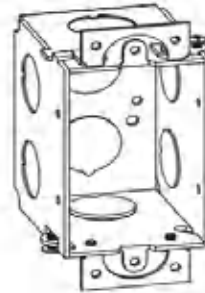
Catalog Number	Description	Sides	Knockouts Ends	Bottom	Cubic Inches	Ship Case	Weight/ Case
ZQG601(500)	2-1/2" deep 1/2" KO	(4) - 1/2"	(2) - 1/2"	(2) - 1/2"	12.5	50	24
ZQG601-B(502)	2-1/2" deep 1/2" KO with Long B Bracket	(4) - 1/2"	(2) - 1/2"	(2) - 1/2"	12.5	50	27
ZQG601-3/4(503)	2-1/2" deep 1/2" & 3/4" KO	(4) - 1/2"	(2) - 3/4"	(2) - 1/2"	12.5	50	24
ZQG601-TS(504)	2-1/2" deep 1/2" KO with TS Bracket	(4) - 1/2"	(2) - 1/2"	(2) - 1/2"	12.5	50	30
ZQG601-3/4-TS(505)	2-1/2" deep 1/2" & 3/4" KO with TS Bracket	(4) - 1/2"	(2) - 3/4"	(2) - 1/2"	12.5	50	30
ZQG601-OW(509)	2-1/2" deep 1/2" KO Old Work	(4) - 1/2"	(2) - 1/2"	(2) - 1/2"	12.5	50	28
ZQG601-OWR(512)	2-1/2" deep 1/2" KO with NM Clamp, Old Work	(4) - 1/2"	(2) - 1/2" & 4 pryouts	(1) - 1/2"	12.5	50	31
ZQG601-OWTR(517)	2-1/2" deep 1/2" KO with NM Clamp, Old Work, Tigergrip	---	(2) - 1/2" & 4 pryouts	(1) - 1/2"	12.5	50	31
ZQG601-BX(518)	2-1/2" deep 1/2" KO with MC Clamp	(4) - 1/2"	(2) - 1/2" & 4 pryouts	(1) - 1/2"	12.5	50	25
ZQG601-R(519)	2-1/2" deep 1/2" KO with NM Clamp	(4) - 1/2"	(2) - 1/2" & 4 pryouts	(1) - 1/2"	12.5	50	27
ZQG601-BBX(522)	2-1/2" deep 1/2" KO with MC Clamp & Long B Bracket	---	(2) - 1/2" & 4 pryouts	(1) - 1/2"	12.5	50	35
ZQG601-OWBX(523)	2-1/2" deep 1/2" KO with MC Clamp, Old Work	---	(2) - 1/2" & 4 pryouts	(1) - 1/2"	12.5	50	32
ZQG601-TSBX(524)	2-1/2" deep 1/2" KO with MC Clamp & TS Bracket	---	(2) - 1/2" & 4 pryouts	(1) - 1/2"	12.5	50	35
ZQG601-BR(529)	2-1/2" deep 1/2" KO with NM Clamp & Long B Bracket	---	(2) - 1/2" & 4 pryouts	(1) - 1/2"	12.5	50	34
ZQG601-TSR(531)	2-1/2" deep 1/2" KO with NM Clamp & TS Bracket	---	(2) - 1/2" & 4 pryouts	(1) - 1/2"	12.5	50	34



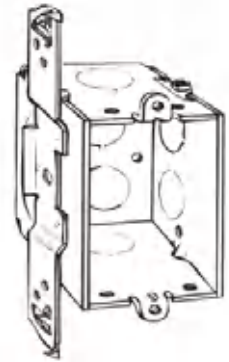
ZQG601(500)



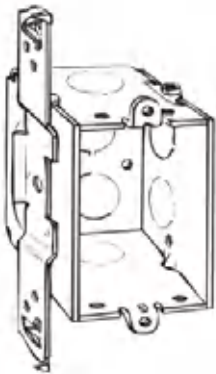
ZQG601-B(502)



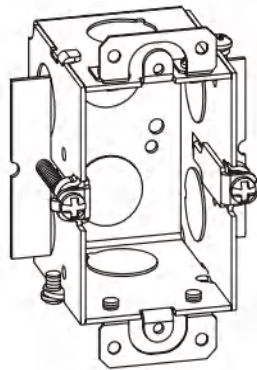
ZQG601-3/4(503)



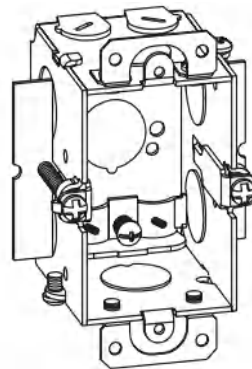
ZQG601-TS(504)



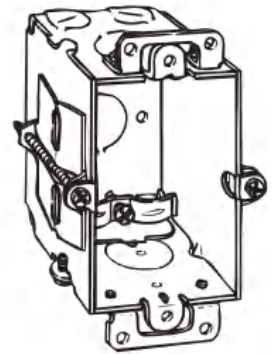
ZQG601-3/4-TS(505)



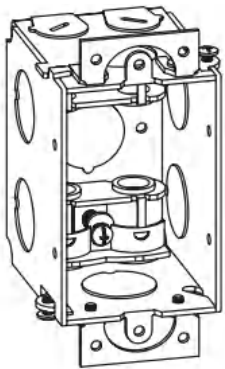
ZQG601-OW(509)



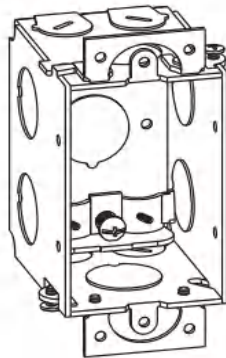
ZQG601-OWR(512)



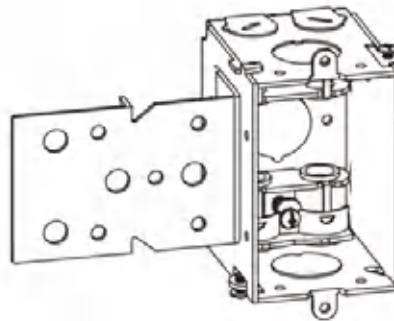
ZQG601-OWTR(517)



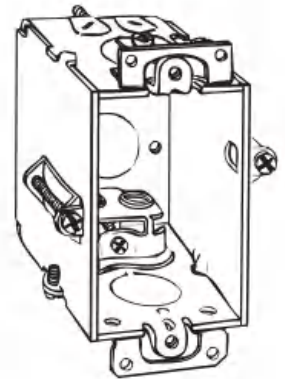
ZQG601-BX(518)



ZQG601-R(519)



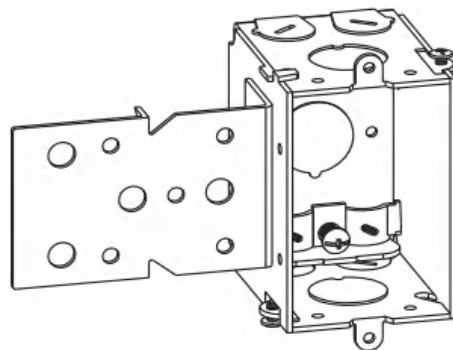
ZQG601-BBX(522)



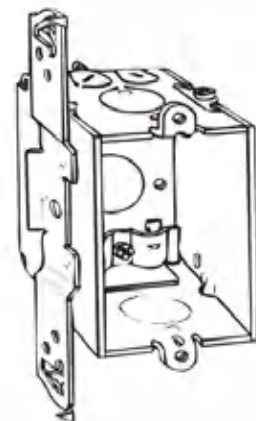
ZQG601-OWBX(523)



ZQG601-TSBX(524)



ZQG601-BR(529)



ZQG601-TSR(531)

3" x 2" Gangable Switch Boxes - 2-3/4" Deep



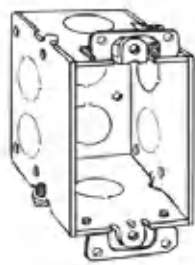
Material: Galvanized Steel

Application: These 2-3/4" deep switch boxes are used to support toggle switches, duplex devices, decorative devices and a variety of electrical outlets.

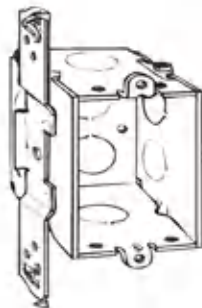
Advantages: Switch boxes allow versatility of wiring design because they are gangable for multiple switches or device installations. Their plaster ears and old work clips allow easy "cut in" when outlets or switches need to be added to existing deep walls.

Field Names: Gem box, switch box, gem dandy, old work switch box, plaster box, conduit box, plaster ear box, steel switch box, gem box with bracket, old work box with bracket, gem box with plaster ears, gem box with ears.

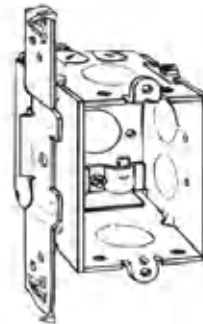
UL File No.: E526989



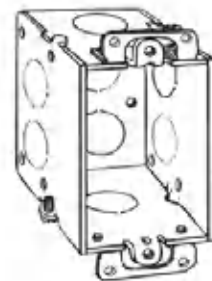
ZQG602(560)



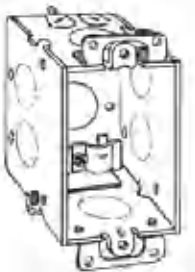
ZQG602-TS(562)



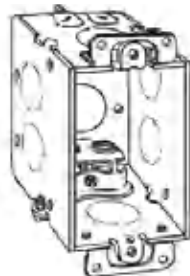
ZQG602-TSR(564)



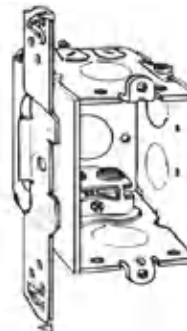
ZQG602-3/4(565)



ZQG602-R(567)



ZQG602-BX(570)



ZQG602-TSBX(574)

Catalog Number	Description	Sides	Knockouts Ends	Bottom	Cubic Inches	Ship Case	Weight/Case
ZQG602(560)	2-3/4" deep 1/2" KO	(4) - 1/2"	(2) - 1/2"	(2) - 1/2"	12.5	50	27
ZQG602-TS(562)	2-3/4" deep 1/2" KO with TS Bracket	(4) - 1/2"	(2) - 1/2"	(2) - 1/2"	12.5	50	30
ZQG602-TSR(564)	2-3/4" deep 1/2" KO with NM Clamp & TS Bracket	(4) - 1/2"	(2) - 1/2" & 4 pryouts	(1) - 1/2"	12.5	50	34
ZQG602-3/4(565)	2-3/4" deep 1/2" & 3/4" KO	(4) - 3/4"	(2) - 3/4"	(2) - 1/2"	12.5	50	28
ZQG602-R(567)	2-3/4" deep 1/2" KO with NM Clamp	(4) - 1/2"	(2) - 1/2" & 4 pryouts	(1) - 1/2"	12.5	50	29
ZQG602-BX(570)	2-3/4" deep 1/2" KO with MC Clamp	(4) - 1/2"	(2) - 1/2" & 4 pryouts	(1) - 1/2"	12.5	50	28
ZQG602-TSBX(574)	2-3/4" deep 1/2" KO with MC Clamp & TS Bracket	(4) - 1/2"	(2) - 1/2" & 4 pryouts	(1) - 1/2"	12.5	50	38

3" x 2" Gangable Switch Boxes - 3-1/2" Deep



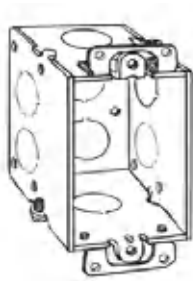
Material: Galvanized Steel

Application: These 3-1/2" deep switch boxes are used to support toggle switches, duplex devices, decorative devices and a variety of electrical outlets that require extra box depth.

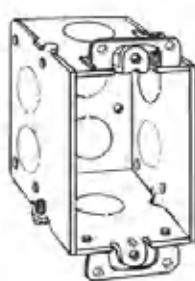
Advantages: Extra deep switch boxes allow versatility of wiring design because they are gangable for multiple switches or device installations. Their plaster ears and old work clips allow easy "cut in" when outlets or switches need to be added to existing deep walls.

Field Names: Gem box, switch box, gem dandy, old work switch box, plaster box, conduit box, plaster ear box, steel switch box, deep gem box, deep gem box with bracket.

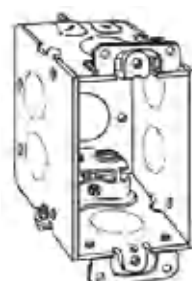
UL File No: E526989



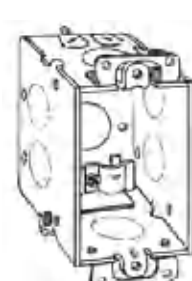
ZQG603(590)



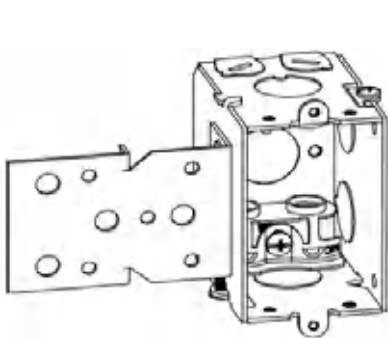
ZQG603-3/4(591)



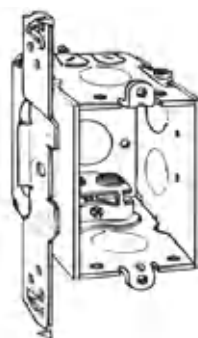
ZQG603-BX(600)



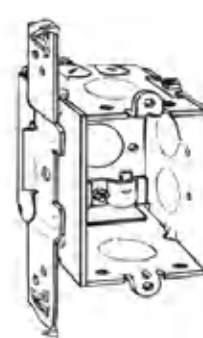
ZQG603-R(601)



ZQG603-BBX(603)



ZQG603-TSBX(604)



ZQG603-TSR(605)

Catalog Number	Description	Sides	Knockouts Ends	Bottom	Cubic Inches	Ship Case	Weight/ Case
ZQG603(590)	3-1/2" deep 1/2" KO	(4) - 1/2"	(4) - 1/2"	(1) - 1/2"	18	25	17
ZQG603-3/4(591)	3-1/2" deep 3/4" KO	(4) - 3/4"	(4) - 3/4"	(2) - 3/4"	18	25	17
ZQG603-BX(600)	3-1/2" deep 1/2" KO with MC Clamp	(4) - 1/2"	(2) - 1/2" & 4 pryouts	(1) - 1/2"	18	25	18
ZQG603-R(601)	3-1/2" deep 1/2" KO with NM Clamp	(4) - 1/2"	(2) - 1/2" & 4 pryouts	(1) - 1/2"	18	25	17
ZQG603-BBX(603)	3-1/2" deep 1/2" KO with MC Clamp & Long B Bracket	(4) - 1/2"	(2) - 1/2" & 4 pryouts	(1) - 1/2"	18	25	30
ZQG603-TSBX(604)	3-1/2" deep 1/2" KO with MC Clamp & TS Bracket	(4) - 1/2"	(2) - 1/2" & 4 pryouts	(1) - 1/2"	18	25	27
ZQG603-TSR(605)	3-1/2" deep 1/2" KO with NM Clamp & TS Bracket	(4) - 1/2"	(2) - 1/2" & 4 pryouts	(1) - 1/2"	18	25	23

4" x 2" Handy Boxes and Extension



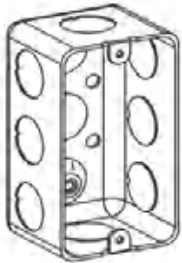
Material: Galvanized Steel

Application: These handy utility boxes are used for convenience outlets, switches and small junction boxes in exposed work applications. They are great for appliances and machinery. Extension rings are available to provide a means of adding additional wire capacity or to serve as outlet boxes for surface conduits.

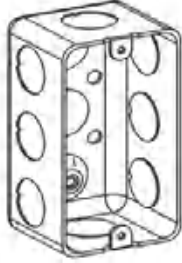
Advantages: Handy utility boxes have a small, rectangular design that allow for power outlets and switches to be installed in small places. They can easily be customized with special holes or knockouts for OEM applications. Handy utility boxes with brackets are available when boxes must be mounted directly to wood or metal studs.

Field Names: Handy box, utility box, 2x4 box, switch box, device box, handy box extension ring, utility box extension ring.

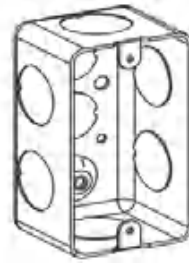
UL File No.: E526989(ZQG19280, ZQG19282 not UL listed)



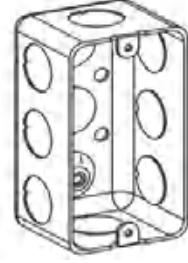
ZQG19280(650)



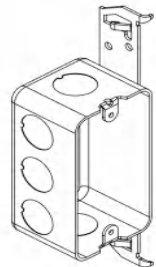
ZQG19281(660)



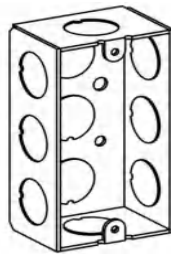
ZQG19281-3/4(663)



ZQG19282



ZQG19281-TS(662)



ZQHSB-1-50



ZQG19281-E(665)

Catalog Number	Description	Knockouts		Cubic Inches	Ship Case	Weight/ Case
		Sides	Bottom			
BOXES						
ZQG19280(650)	1-1/2" deep 1/2" KO with raised ground emboss - Drawn	(8) - 1/2"	(2) - 1/2"	11.5	50	18.5
ZQG19281(660)	1-7/8" deep 1/2" KO with raised ground emboss - Drawn	(8) - 1/2"	(2) - 1/2"	13.0	50	24
ZQG19281-3/4(663)	1-7/8" deep 3/4" KO with raised ground emboss - Drawn	(6) - 3/4"	(1) - 3/4"	13.0	50	24
ZQG19281-TS(662)	1-7/8" deep 1/2" KO with raised ground emboss and TS bracket - Drawn	(5) - 1/2"	(2) - 1/2"	13.0	50	24
ZQHSB-1-50	1-1/2" deep 1/2" KO - Welded	(8) - 1/2"	(3) - 1/2"	11.5	50	23
ZQG19282	2-1/8" deep 1/2" KO with raised ground emboss - Drawn	(8) - 1/2"	(2) - 1/2"	16.5	50	24
EXTENSION						
ZQG19281-E(665)	1-7/8" deep extension - Drawn	(8) - 1/2"	---	13.0	50	30

Multi-Gang Switch Boxes - 2-1/8" Deep



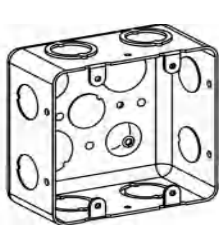
Material: Galvanized Steel

Application: These gang boxes are used when multiple electrical or low voltage devices must be mounted in one location. They can also be used as large capacity junction boxes.

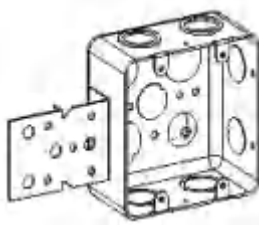
Advantages: Gang boxes save time in installation because there is no need to gang boxes together.

Field Names: Multi-gang box, gang box, multi-gang switch box, multiple device box, extra large junction box, extra long junction box, extra long outlet box.

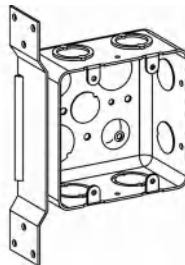
UL : In Application and Coming Soon...



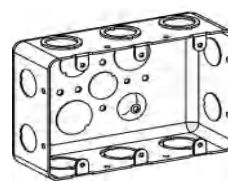
ZQDHB-2



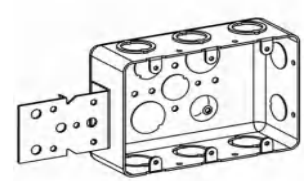
ZQDHB-2-B



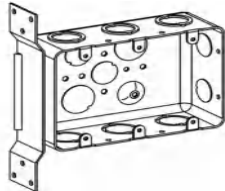
ZQDHB-2-FB



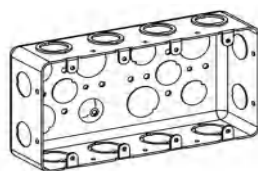
ZQDHB-3



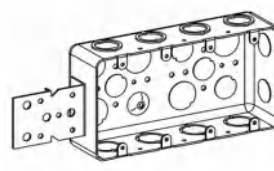
ZQDHB-3-B



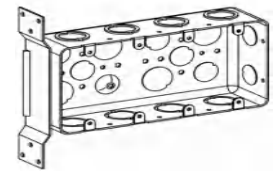
ZQDHB-3-FB



ZQDHB-4



ZQDHB-4-B



ZQDHB-4-FB

Catalog Number	Description	Knockouts		Cubic Inches	Ship Case	Weight/Case
		Sides	Bottom			
BOXES						
ZQDHB-2	2 Gang, 2-1/8" deep 1/2" KO & TKO with raised ground emboss	(4) - 1/2" & (4) - TKO	(2) - 1/2" & (2) - 3/4"	30.3	25	22
ZQDHB-2-B	2 Gang, 2-1/8" deep 1/2" KO & TKO with raised ground emboss & 9/16" B brkt	(2) - 1/2" & (4) - TKO	(2) - 1/2" & (2) - 3/4"	15.5	25	26
ZQDHB-2-FB	2 Gang, 2-1/8" deep 1/2" KO & TKO with raised ground emboss & F brkt	(2) - 1/2" & (4) - TKO	(2) - 1/2" & (2) - 3/4"	30.3	25	27
ZQDHB-3	3 Gang, 2-1/8" deep 1/2" KO & TKO with raised ground emboss	(4) - 1/2" & (6) - TKO	(2) - 1/2" & (2) - 3/4"	44	25	28
ZQDHB-3-B	3 Gang, 2-1/8" deep 1/2" KO & TKO with raised ground emboss & 9/16" B brkt	(2) - 1/2" & (6) - TKO	(2) - 1/2" & (2) - 3/4"	44	20	25
ZQDHB-3-FB	3 Gang, 2-1/8" deep 1/2" KO & TKO with raised ground emboss & F brkt	(2) - 1/2" & (6) - TKO	(2) - 1/2" & (2) - 3/4"	44	20	25.5
ZQDHB-4	4 Gang, 2-1/8" deep 1/2" KO & TKO with raised ground emboss	(2) - 1/2" & (8) - TKO	(5) - 1/2" & (4) - 3/4"	57.8	20	28
ZQDHB-4-B	4 Gang, 2-1/8" deep 1/2" KO & TKO with raised ground emboss & 9/16" B brkt	(2) - 1/2" & (8) - TKO	(5) - 1/2" & (4) - 3/4"	57.8	20	31
ZQDHB-4-FB	4 Gang, 2-1/8" deep 1/2" KO & TKO with raised ground emboss & F brkt	(2) - 1/2" & (8) - TKO	(5) - 1/2" & (4) - 3/4"	57.8	20	32

4" Octagon Concrete Rings & Covers

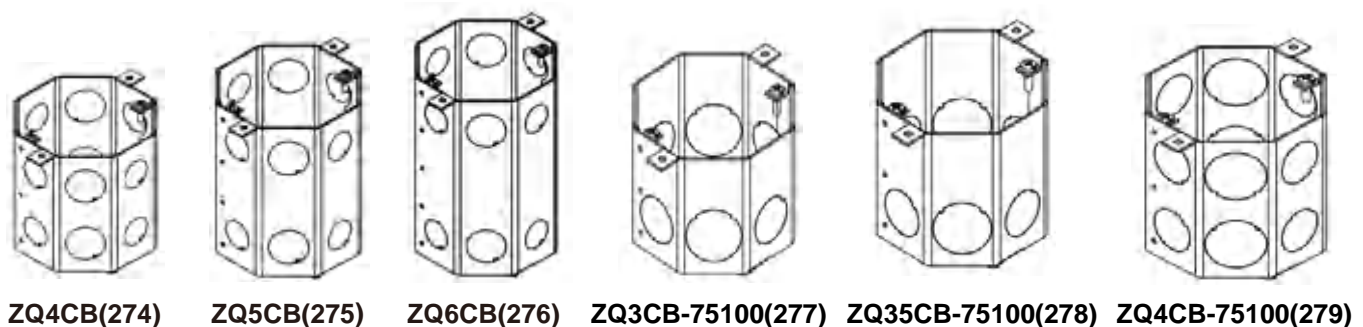
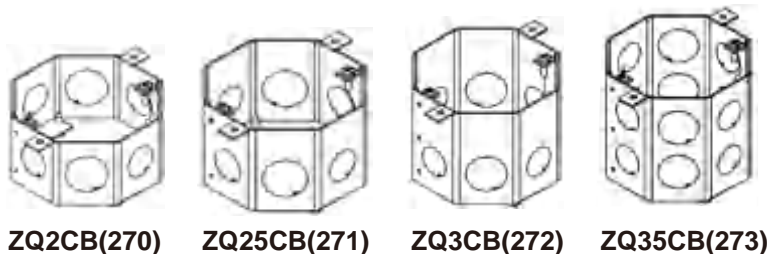


Material: Galvanized Steel

Application: These octagon concrete boxes are used in poured concrete construction. They are installed on wooden or steel concrete forms. Once the forms are removed, the boxes and conduit are buried in concrete and the end is open to the room wall or ceiling, ready for wire pulling. These concrete-box covers are fitted with octagon concrete boxes to enclosed electrical wiring and provide a means of conduit attachment.

Advantages: Extra long external mounting tabs allow an easy installation by nailing or screwing the boxes to wooden or steel concrete forms. Knockouts are sealed against box surface to prevent concrete slurry and water from entering the box. The top covers are removable allowing any before-pour work. Octagon concrete box covers have knockouts that are sealed with the surface of the cover to prevent entry of concrete slurry, water and debris. Each cover has a 10-32 tapped ground hole.

Field Names: Concrete rings, concrete boxes, mud boxes, mud rings, deck boxes, high-rise floor boxes, octagon concrete rings. Concrete box covers, concrete box blanks, concrete box rings, mud box cover, mud box ring, octagon concrete ring covers, **UL File No:** E526989



Catalog Number	Description	Sides	Ship Case	Weight/Case	Cubic Inches
Rings					
ZQ2CB(270)	Raised 2"	(4) - 1-1/2" & (4) - 3/4"	25	5	24.5
ZQ25CB(271)	Raised 2-1/2"	(4) - 1-1/2" & (4) - 3/4"	25	6	30.8
ZQ3CB(272)	Raised 3"	(4) - 1-1/2" & (4) - 3/4"	25	20	37
ZQ35CB(273)	Raised 3-1/2"	(8) - 1-1/2" & (8) - 3/4"	20	19	43
ZQ4CB(274)	Raised 4"	(8) - 1-1/2" & (8) - 3/4"	20	21	49.3
ZQ5CB(275)	Raised 5"	(8) - 1-1/2" & (8) - 3/4"	10	13	61.5
ZQ6CB(276)	Raised 6"	(8) - 1-1/2" & (8) - 3/4"	10	16	74
ZQ3CB-75100(277)	Raised 3"	(4) - 1" & (4) - 3/4"	25	23	37
ZQ35CB-75100(278)	Raised 3-1/2"	(4) - 1" & (4) - 3/4"	20	18	43
ZQ4CB-75100(279)	Raised 4"	(8) - 1" & (8) - 3/4"	20	21	49.3
Covers					
ZQCB-BK(890)	(3) -1/2" & (2) 3/4"	---	25	10	Flat
ZQCB-BC-STUD(891)	(2) -1/2" & (2) 3/4"	---	25	12	Flat
ZQCB-B(892)	Blank (1) Slot, (1) Hole	---	25	10	Flat



ZQCB-BK(890)



ZQCB-BC-STUD(891)



ZQCB-B(892)

Masonry Boxes - 2-1/2" & 3-1/2" Deep



Material: Galvanized Steel

Application: These masonry boxes are used for mounting switches, plugs, outlets and other electronic and electrical devices in masonry, brick and block walls. The Gangable versions offer installers the ability to add device in the field. Use 2-1/2" deep boxes in 4" block walls. Use 3-1/2" deep boxes in 6" or 8" deep walls.

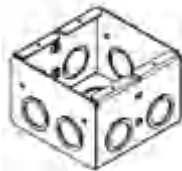
Advantages: These extra deep design allows for deep devices, numerous wires, switches and other electronic and electrical devices.

Field Names: Tile box, gang box, brick box, masonry box, gangable tile box, gangable maonry box, solid masonry box, solid concrete box.

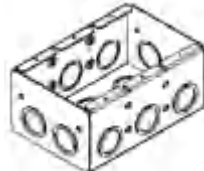
UL File No.: E526989



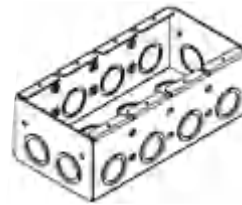
1 Gang



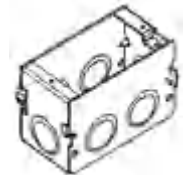
2 Gang



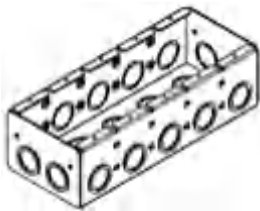
3 Gang



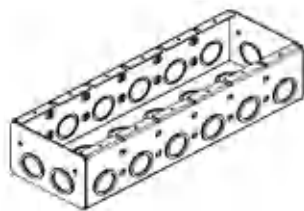
4 Gang



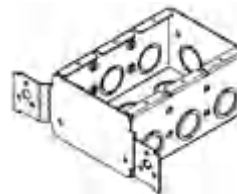
1 Gang Gangable



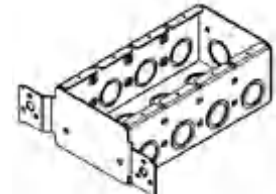
5 Gang



6 Gang



3 Gang



4 Gang

Catalog Number	Description	Depth	Sides	Knockouts	Bottom	Cubic Inches	Ship Case	Weight/ Case
ZQTB-125(690)	1 gang	2-1/2"	(6) - M K O		(2) - M K O	16	20	12
ZQTB-225(691)	2 gang	2-1/2"	(8) - M K O		(4) - M K O	31.8	20	9
ZQTB-325(692)	3 gang	2-1/2"	(10) - M K O		(6) - M K O	47.8	10	11
ZQTB-425(693)	4 gang	2-1/2"	(12) - M K O		(8) - M K O	63.5	10	16
ZQTB-525(694)	5 gang	2-1/2"	(14) - M K O		(10) - M K O	79.5	10	20
ZQTB-625(960)	6 gang	2-1/2"	(16) - M K O		(12) - M K O	95.3	1	2
ZQTB-125-G(688)	1 gang gangable	2-1/2"	(6) - M K O		(2) - M K O	16	20	12
ZQTB-135(695)	1 gang	3-1/2"	(6) - M K O		(2) - M K O	21	20	14
ZQTB-235(696)	2 gang	3-1/2"	(8) - M K O		(4) - M K O	44	10	10
ZQTB-335(697)	3 gang	3-1/2"	(10) - M K O		(6) - M K O	65	10	15
ZQTB-435(698)	4 gang	3-1/2"	(12) - M K O		(8) - M K O	87	5	9
ZQTB-535(699)	5 gang	3-1/2"	(14) - M K O		(10) - M K O	108	1	2
ZQTB-635(965)	6 gang	3-1/2"	(16) - M K O		(12) - M K O	160	1	3
ZQTB-135-G(689)	1 gang gangable	3-1/2"	(8) - M K O		(2) - M K O	21	20	14
ZQTB-325-F(686)	3 gang with F Bracket	2-1/2"	(8) - M K O		(6) - M K O	47.8	10	14
ZQTB-425-F(687)	4 gang with F Bracket	2-1/2"	(10) - M K O		(8) - M K O	63.5	10	17

Multi-Gang Switch Boxes - 1-5/8" & 2-1/2" Deep



Material: Galvanized Steel

Application: These gang boxes are used when multiple electrical or low voltage devices must be mounted in one location. They can also be used as large capacity junction boxes.

Advantages: Gang boxes save time in installation because there is no need to gang boxes together.

Field Names: Multi-gang box, gang box, multi-gang switch box, multiple device box, extra large junction box, extra long junction box, extra long outlet box.

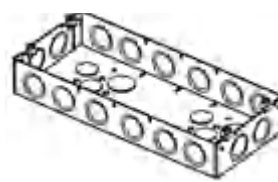
UL Number: E526989



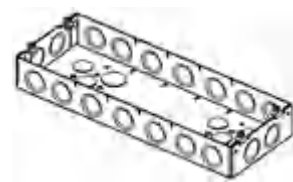
2 Gang



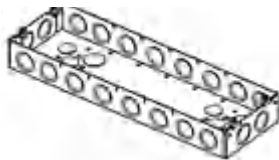
3 Gang



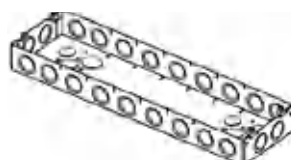
4 Gang



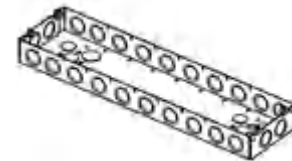
5 Gang



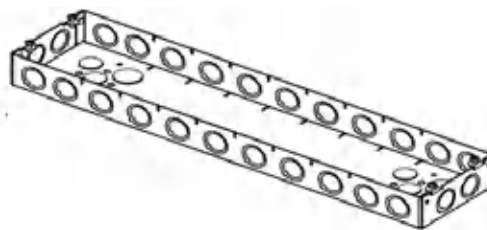
6 Gang



7 Gang



8 Gang



9 Gang

Catalog Number	Description	Depth	Sides	Knockouts Bottom	Cubic Inches	Ship Case	Weight/ Case
ZQGB-1582(951)	2 gang	1-5/8"	(12) - MKO	(4) - 1/2" & (2) - 3/4"	47	5	7
ZQGB-1583(952)	3 gang	1-5/8"	(14) - MKO	(6) - 1/2" & (4) - 3/4"	60	5	7.5
ZQGB-1584(953)	4 gang	1-5/8"	(16) - MKO	(6) - 1/2" & (4) - 3/4"	72.8	5	9
ZQGB-1585(954)	5 gang	1-5/8"	(18) - MKO	(6) - 1/2" & (4) - 3/4"	85.8	5	10
ZQGB-1586(955)	6 gang	1-5/8"	(20) - MKO	(6) - 1/2" & (4) - 3/4"	98.5	1	2
ZQGB-1587(956)	7 gang	1-5/8"	(22) - MKO	(6) - 1/2" & (4) - 3/4"	111.5	1	2.5
ZQGB-1588(957)	8 gang	1-5/8"	(24) - MKO	(6) - 1/2" & (4) - 3/4"	124.5	1	3
ZQGB-1589(958)	9 gang	1-5/8"	(26) - MKO	(6) - 1/2" & (4) - 3/4"	137.3	1	3.5
ZQGB-2122(941)	2 gang	2-1/2"	(12) - MKO	(4) - MKO	70	5	7.5
ZQGB-2123(942)	3 gang	2-1/2"	(14) - MKO	(6) - MKO	90	5	10
ZQGB-2124(943)	4 gang	2-1/2"	(16) - MKO	(6) - MKO	110	5	11
ZQGB-2125(944)	5 gang	2-1/2"	(18) - MKO	(6) - MKO	130	5	13
ZQGB-2126(945)	6 gang	2-1/2"	(20) - MKO	(6) - MKO	150	1	2.4
ZQGB-2127(946)	7 gang	2-1/2"	(22) - MKO	(6) - MKO	169.5	1	3.0
ZQGB-2128(947)	8 gang	2-1/2"	(24) - MKO	(6) - MKO	188.8	1	3.5
ZQGB-2129(948)	9 gang	2-1/2"	(26) - MKO	(6) - MKO	208	1	4.5

4" Square Plenum Boxes with Air-Tight Conduit K.O.S



Material: Galvanized Steel

Application: These 4" square boxes with conduit knockouts are installed in walls or ceilings for lighting fixtures, switches, receptables or other outlet devices. Square boxes are used to bring power to a number of electrical devices where multiple conductor runs are split in two or more directions.

Advantages: Can be surface or flush mounted when multidirectional conduit runs are necessary. Red painted boxes are also available to easily distinguish fire alarm circuits.

Field Names: 4S Box, 1900 box, 1900 electrical box, 1900 junction box, conduit box, J-box, concentric box, conduit junction box, outlet box, drywall mud box, 4" square box, 4" square junction box, 4" square outlet box, standard 1900 box, 1900 plenum box, standard 1900 plenum box, vapor tight box, fire alarm box.



ZQ52151-SVT



ZQ52151-3/4-VT



ZQ52171-SVT



ZQ52171-3/4-VT



ZQ52171-3/4-1VT



ZQ52171-1-VT



ZQ52181-SVT



ZQ53151-SVT



ZQ53171-SVT



ZQ53C1-VT



ZQ52C1-VT

Catalog Number	Description	Sides	Knockouts Bottom	Cubic Inches	Ship Case	Weight/Case
BOXES						
ZQ52151-SVT	1-1/2" deep - Drawn	(8)-1/2" & (4)-3/4"	(3)-1/2" & (2)-3/4"	21.0	50	32.5
ZQ52151-3/4-VT	1-1/2" deep - Drawn	(8)-3/4"	(3)-1/2" & (2)-3/4"	21.0	50	9.5
ZQ52171-SVT	2-1/8" deep - Drawn	(8)-1/2" & (4)-3/4"	(3)-1/2" & (2)-3/4"	30.3	25	37.5
ZQ52171-3/4-VT	2-1/8" deep - Drawn	(8)-3/4"	(3)-1/2" & (2)-3/4"	30.3	25	19.5
ZQ52171-3/4-1VT	2-1/8" deep - Drawn	(4)-1" & (4)-3/4"	(2)-1/2" & (2)-3/4"	30.3	25	19.5
ZQ52171-1-VT	2-1/8" deep - Drawn	(8)-1"	(2)-1/2" & (2)-3/4"	30.3	25	18.75
ZQ52181-SVT	3-1/2" deep - Drawn	(8)-1/2" & (4)-3/4"	(3)-1/2" & (2)-3/4"	44.0	25	34.95
Extension						
ZQ53151-SVT	1-1/2" deep Extension Ring - Drawn	(8)-1/2" & (4)-3/4"	---	21.0	50	9
ZQ53171-SVT	2-1/8" deep Extension Ring - Drawn	(8)-1/2" & (4)-3/4"	---	30.3	25	19.5
ZQ53C1-VT	Flat open ring, double gasketed - Drawn	---	---	---	25	14
ZQ52C1-VT	4" Blank cover plenum flat	---	---	---	25	8

4-11/16" Square Plenum Boxes with Air-Tight Conduit K.O.S



Material: Galvanized Steel

Application: These 4-11/16" square boxes with conduit knockouts are larger boxes installed when larger-sized conductors are required. These boxes are great for industrial applications.

Advantages: Can be used where reduced wall depth imposes limitations. They also have versatile, combination-head screws that securely fasten a cover to an electrical junction box using a slotted, Phillips, or Robertson head screwdriver.

Field Names: 11B Box, 11B junction box, 5S box, shallow 11B box, shallow 5S box, shallow electrical box, shallow junction box, shallow conduit box, 2100 box, 5"box, 4-11/16"box, shallow 4-11/16"box.



ZQ72151-SVT



ZQ72171-SVT



ZQ72171-3/4-VT



ZQ72171-3/4-1-VT



ZQ72171-1-VT



ZQ72171-1-1/4VT



ZQ72171-SVTRED



ZQ73171-SVT



ZQ73C1-VT



ZQ72C1-VT

Catalog Number	Description	Sides	Knockouts Bottom	Cubic Inches	Ship Case	Weight/Case
BOXES						
ZQ72151-SVT	1-1/2" deep - Drawn	(8)-1/2" & (4)-3/4"	(3)-1/2" & (2)-3/4"	29.5	25	20.5
ZQ72171-SVT	2-1/8" deep - Drawn	(8)-1/2" & (4)-3/4"	(3)-1/2" & (2)-3/4"	42.0	25	25
ZQ72171-3/4-VT	2-1/8" deep - Drawn	(12)-3/4"	(3)-1/2" & (2)-3/4"	20.5	25	42
ZQ72171-3/4-1-VT	2-1/8" deep - Drawn	(6)-3/4" & (4)-1"	(3)-1/2" & (2)-3/4"	42.0	25	25
ZQ72171-1-VT	2-1/8" deep - Drawn	(8)-1"	(3)-1/2" & (2)-3/4"	42.0	25	53
ZQ72171-1-1/4VT	2-1/8" deep - Drawn	(4)-1-1/4"	(3)-1/2" & (2)-3/4"	42.0	25	53.5
ZQ72171-SVTRED	3-1/2" deep, Air-tight K.O.s - Drawn	(8)-1/2" & (4)-3/4"	(3)-1/2" & (2)-3/4"	42.0	25	25
Extension						
ZQ73171-SVT	2-1/8" deep Extension Ring - Drawn	(8)-1/2" & (4)-3/4"	---	43.0	25	34.5
ZQ73C1-VT	Double gasketed flat ring - Drawn	---	---	---	25	9
ZQ72C1-VT	4-11/16" Blank cover plenum flat	---	---	---	25	7.5

5" Round White Ceiling Blank-up Canopies




Material: Galvanized Steel

Finish: White finished

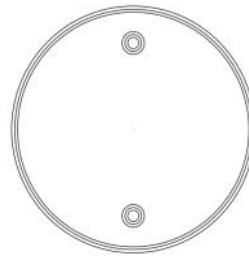
Application: Used to cover electrical wires or discontinued recessed can light openings in ceilings or walls.

Advantages: Available in ceiling white premium power coated paint which is highly scratch resistant. Flat covers are perfect for wallpaper overly. The tapered, 1/4" outside edge covers are perfect for hiding oversize box openings or drywall and plaster imperfections. They come pre-painted with flat head 8-32 screws included.

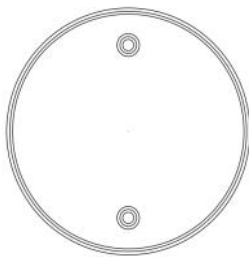
Field Names: Ceiling blank, ceiling blank-up canopy, round blank plate, round closure plate, ceiling trim plate, ceiling hole cover, recessed can light covers, 8B blank up.



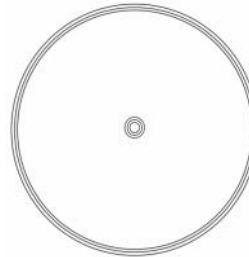
ZQCBC-F



ZQCBC-275



ZQCBC-350



ZQCBCU

Catalog Number	Mounts To	C-C Holes	Edge Taper	Ship Case	Weight/Case
COVERS					
ZQCBC-F	Raised Rings, 3-1/2"Round Box, 3-1/2"Octagon Box	2-3/4"	Flat	25	37.5
ZQCBC-275	Raised Rings, 3-1/2"Round Box, 3-1/2"Octagon Box	2-3/4"	1/4"	25	47
ZQCBC-350	4"Round Box, 4"Octagon Box	3-1/2"	1/4"	25	38.75
ZQCBCU	All Rings & Boxes	Centered with Strap	1/4"	25	65

4" Square Single Gang Device Rings & Covers



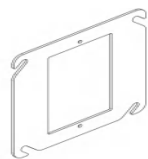
Material: Galvanized Steel

Application: These raised device covers are used with 4" square boxes to mount switches, receptacles and devices.

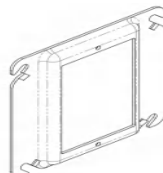
Advantages: One-gang device rings have angled slots on the covers that compensate for up to 12° of box misalignment on upright framing members.

Field Names: Switch cover, plaster ring, mud ring, drywall ring, mud cover, tile ring, switch ring, receptacle cover, raised device ring, raised device cover, combination box cover, square device box cover, plaster frame, 1900 plaster ring, 1 gang plaster, 1900 1 gang plaster ring, 1900 1 gang mug ring, 1900 mud ring.

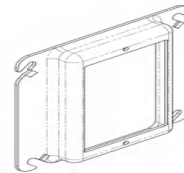
UL File No: E526989



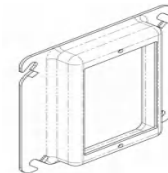
ZQ41000(787)



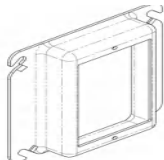
ZQ41025(771)



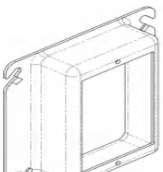
ZQ41050(782)



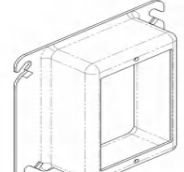
ZQ41058(768)



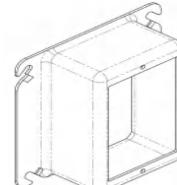
ZQ41075(773)



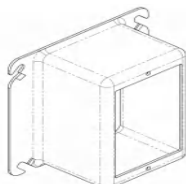
ZQ41100(774)



ZQ41125(775)



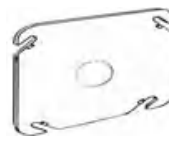
ZQ41150(785)



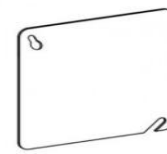
ZQ41200(786)



ZQ52C1(752)



ZQ52C6(753)



ZQ52C1-OLD

Catalog Number	Description	Depth	Cubic Inches	Ship Case	Weight/Case
DEVICE RINGS					
ZQ41000(787)	Flat	---	---	50	9
ZQ41025(771)	Raised 1/4"	1/4"	1.5	50	10
ZQ41050(782)	Raised 1/2"	1/2"	3.5	50	12
ZQ41058(768)	Raised 5/8"	5/8"	4.5	50	13
ZQ41075(773)	Raised 3/4"	3/4"	5.5	50	15
ZQ41100(774)	Raised 1"	1"	7.5	25	9
ZQ41125(775)	Raised 1-1/4"	1-1/4"	9.4	25	10.5
ZQ41150(785)	Raised 1-1/2"	1-1/2"	11.3	25	11
ZQ41200(786)	Raised 2"	2"	14.5	25	13
COVERS					
ZQ52C1(752)	Blank flat	Flat	---	50	15
ZQ52C6(753)	1/2" KO flat	Flat	---	50	15
ZQ52C1-OLD	Blank flat	Flat	---	50	15

4" Square Double Gang Device Rings



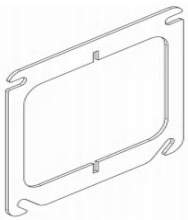
Material: Galvanized Steel

Application: These two-gang, square-drawn device covers are used to mount switches, devices and receptacles in junction boxes.

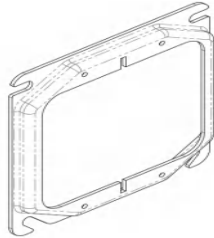
Advantages: Selection of various ring depths allows the installer to achieve flush fits with the finished surfaces. The angled slots on the covers compensate for up to 12° of box misalignment on upright framing members.

Field Names: Switch cover, plaster ring, mud ring, drywall ring, mud cover, tile ring, switch ring, receptacle cover, raised device ring, raised device cover, two gang plaster ring, two gang device cover, two gang plaster frame, 1900 plaster ring, 1900 2 gang plaster ring, 1900 2 device plaster ring.

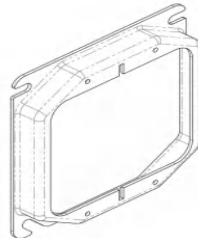
UL File No: E526989



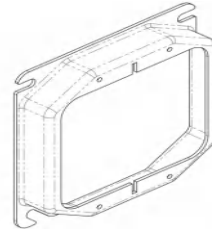
ZQ42000(791)



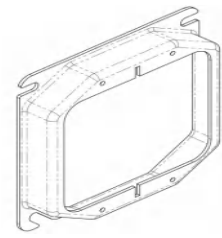
ZQ42025(777)



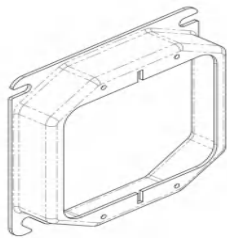
ZQ42050(778)



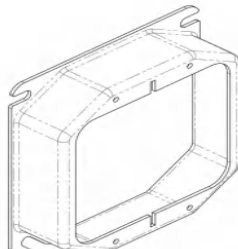
ZQ42058(769)



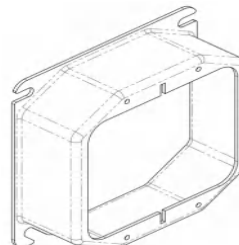
ZQ421075(779)



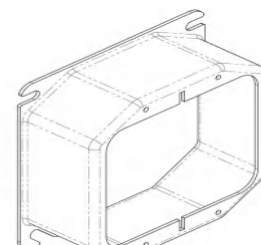
ZQ42100(780)



ZQ42125(781)



ZQ42150(795)



ZQ42200(796)

Catalog Number	Description	Depth	Cubic Inches	Ship Case	Weight/Case
ZQ42000(791)	Flat	Flat	---	50	15
ZQ42025(777)	Raised 1/4"	1/4"	2.3	50	9
ZQ42050(778)	Raised 1/2"	1/2"	5.4	50	9
ZQ42058(769)	Raised 5/8"	5/8"	7	50	10
ZQ42075(779)	Raised 3/4"	3/4"	8.5	50	11
ZQ42100(780)	Raised 1"	1"	11.6	25	7
ZQ42125(781)	Raised 1-1/4"	1-1/4"	14.7	25	9
ZQ42150(795)	Raised 1-1/2"	1-1/2"	15.5	25	10
ZQ42200(796)	Raised 2"	2"	20.7	25	13

4" Square to Round Device Rings



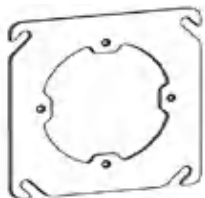
Material: Galvanized Steel

Application: These dual-direction, square-to-round device covers are mounted on ceilings or walls for proper alignment of any device or fixture with canopy installed. Typically used on exit signs, emergency lights, ceiling fixtures, security cameras, wall sconce lights and electronic devices.

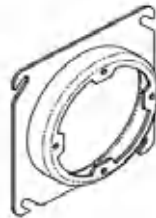
Advantages: Dual-direction mounting tabs allow the installer to obtain a perfect fit for signal, lighting and security cameras without having to disassemble canopies. They align fixture mounting holes every time.

Field Names: Square-to-Round: switch cover, plaster ring, mud ring, drywall ring, mud cover, tile ring, switch ring, receptacle cover, raised device ring, raised device cover.

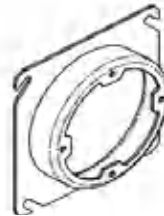
UL File No: E526989



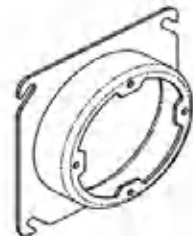
ZQ43100X



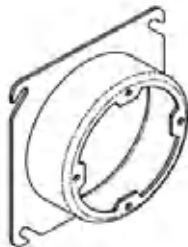
ZQ43050X(767)



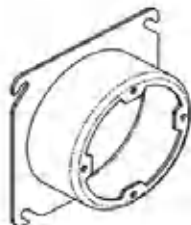
ZQ43058X(756)



ZQ43075X(759)



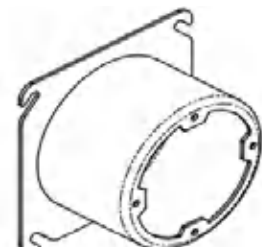
ZQ43100X(757)



ZQ43125X(758)



ZQ43150X



ZQ43200X

Catalog Number	Description	Depth	Cubic Inches	Ship Case	Weight/Case
ZQ43000X	FLAT	---	---	50	9
ZQ43050X(767)	1/2" raised	1/2"	3	50	12
ZQ43058X(756)	5/8" raised	5/8"	4	50	13
ZQ43075X(759)	3/4" raised	3/4"	5	50	14
ZQ43100X(757)	1" raised	1"	6.8	25	8
ZQ43125X(758)	1-1/4" raised	1-1/4"	8.5	25	9
ZQ43150X	1-1/2" raised	1-1/2"	9.7	25	10
ZQ43200X	2" raised	2"	12.9	25	12

4" Industrial Covers



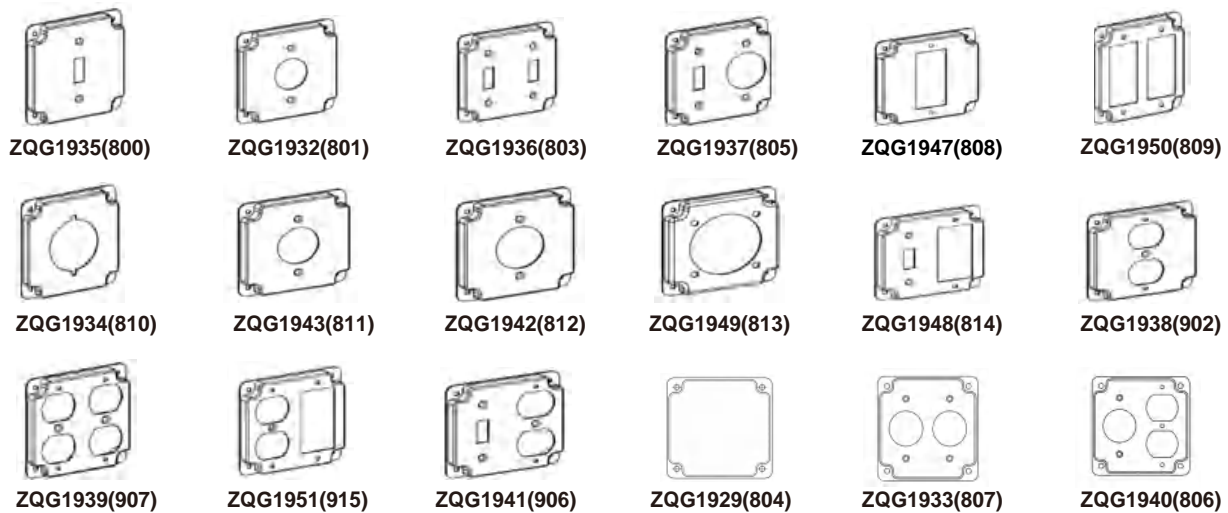
Material: Galvanized Steel

Application: These 4" square industrial surface covers are used to mount electrical devices on 4" square boxes in industrial settings, or when boxes are surface mounted or positioned in exposed work applications.

Advantages: 4" square, industrial surface covers allow for quick installation of devices and switches onto steel covers before they are mounted to the box. There is no bonding jumper required on covers with crushed corners, covers that have two or more device attachments (attachment screws included), or devices installed with the included lockwasher.

Field Names: Cover, raised surface cover, exposed work cover, crushed corner cover, surface cover, device cover, switch cover, raised switch cover, raised surface cover,

UL File No: E526989



Catalog Number	Description	Depth	Cubic Inches	Ship Case	Weight/Case
ZQG1935(800)	(1) Toggle switch	5/8"	6.6	50	30
ZQG1932(801)	(1) 15A 1.406" diameter	5/8"	6.6	50	27
ZQG1936(803)	(2) Toggle switches	5/8"	6.6	50	29
ZQG1937(805)	(1) Toggle Switch (1) 15A 1.406" diameter	5/8"	6.6	50	27
ZQG1947(808)	(1) GFI	5/8"	6.6	50	25
ZQG1950(809)	(2) GFI	5/8"	6.6	50	24
ZQG1934(810)	(1) 30-50A 2.141" dia	5/8"	6.6	50	23
ZQG1943(811)	(1) 30A 1.719" diameter	5/8"	6.6	50	24
ZQG1942(812)	(1) 20A 1.60" diameter	5/8"	6.6	50	26
ZQG1949(813)	(1) 40A /50A 2 .155" diameter	5/8"	6.6	50	24
ZQG1948(814)	(1) Toggle (1) GFI	5/8"	6.6	50	24
ZQG1938(902)	(1) Duplex	5/8"	6.6	50	25
ZQG1939(907)	(2) Duplex receptacles	5/8"	6.6	50	22
ZQG1951(915)	(1) GFI (1) Duplex	5/8"	6.6	50	24
ZQG1941(906)	(1) Toggle switch (1) Duplex	5/8"	6.6	50	24
ZQG1929(804)	Blank - No device	5/8"	6.6	50	22
ZQG1933(807)	(2) Single Receptacle, 1.406"	5/8"	6.6	50	24
ZQG1940(806)	(1) Duplex & (1) Single Receptacle, 1.406"	5/8"	6.6	50	24

ZQG1941, ZQG1929, ZQG1933, ZQG1940 not UL Listed

4-11/16" Industrial Covers



Material: Galvanized Steel

Application: These 1/2" raised surface covers with included screws and nuts are used to mount electrical devices on 4-11/16" square boxes in industrial settings. They are also used when boxes are surface mounted or positioned in exposed work applications.

Advantages: Allow for a quick installation of devices and switches on steel covers before they are mounted onto a box.

Field Names: Raised surface cover, exposed work cover, crushed-corner cover, surface cover, device cover, switch cover, raised switch cover, 5S device cover, 11B industrial cover, 11B raised surface cover, 11B cover, 4-11/16 cover.



Catalog Number	Description	Depth	Cubic Inches	Ship Case	Weight/Case
ZQ72C29	Blank Cover, 1/2" raised	1/2"	10.3	50	27.5
ZQ72C32	(1) Single Receptacle, 1.406" diameter	1/2"	10.3	50	15.5
ZQ72C35	(1) Toggle switch	1/2"	10.3	50	22
ZQ72C36	(2) Toggle Switches	1/2"	10.3	50	9.5
ZQ72C37	(2) Single Receptacle, 1.406" diameter	1/2"	10.3	50	23
ZQ72C38	(1) Duplex receptacle	1/2"	10.3	50	9.5
ZQ72C39	(2) Duplex receptacles	1/2"	10.3	50	23
ZQ72C40	(2) Single Receptacle, 1.62" diameter	1/2"	10.3	50	22
ZQ72C41	(1) Duplex & (1) Toggle Switch	1/2"	10.3	50	25
ZQ72C42	(1) 20 Amp Receptacle, 1.594" diameter	1/2"	10.3	50	25
ZQ72C44	(1) 30-50 Amp Receptacle, 2.141" diameter	1/2"	10.3	50	25
ZQ72C45	(1) 50 Amp Twist-lock Receptacle	1/2"	10.3	50	22.5
ZQ72C47	(1) Decorative or GFCI Receptacle	1/2"	10.3	50	12.5
ZQ72C48	(1) Decorative/GFCI & (1) Toggle Switch	1/2"	10.3	50	20
ZQ72C49	(2) Decorative/GFCI Receptacles	1/2"	10.3	50	22.5
ZQ72C50	(1) 30-60 Amp Receptacle, 2.441" diameter	1/2"	10.3	50	27
ZQ72C51	(1) Duplex & (1) Decorative/GFCI Receptacle	1/2"	10.3	50	20

4-11/16" Square Single Gang Device Rings & Covers



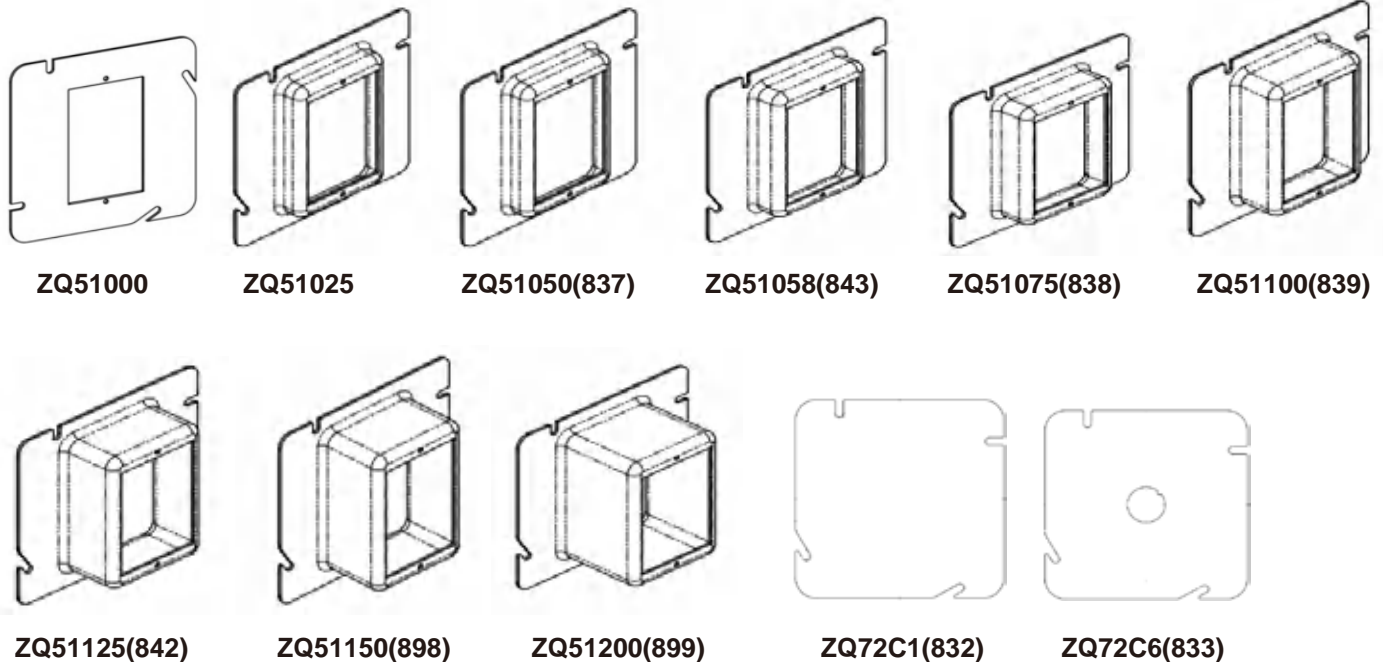
Material: Galvanized Steel

Application: These one gang raised device covers are used to mount switches or receptacles on junction boxes for different finished-wall surface depths. Tapped 6-32 device mounting tabs accept switches devices and receptacles.

Advantages: Selection of various ring depths allow the installer to achieve a flush fit with the finished surface. The angled slots on the covers compensate for up to 12° of box misalignment on upright framing members.

Field Names: 4-11/16" plaster ring, 4-11/16" mud ring, 4-11/16" drywall ring, 5S device ring, 5S plaster ring, 5S mud ring, 11B plaster ring, 11B mud ring, 11B device ring, 11B device cover, 2100 raised device cover

UL File No.: E526989



Catalog Number	Description	Depth	Cubic Inches	Ship Case	Weight/Case
DEVICE RINGS					
ZQ51000	Flat	---	---	50	14
ZQ51025	Raised 1/4"	1/4"	1.5	50	10
ZQ51050(837)	Raised 1/2"	1/2"	3.5	50	12
ZQ51058(843)	Raised 5/8"	5/8"	4.5	50	19
ZQ51075(838)	Raised 3/4"	3/4"	5.5	50	20
ZQ51100(839)	Raised 1"	1"	7.5	25	11
ZQ51125(842)	Raised 1-1/4"	1-1/4"	9.4	25	12
ZQ51150(898)	Raised 1-1/2"	1-1/2"	11.3	25	13
ZQ51200(899)	Raised 2"	2"	14.5	25	15
COVERS					
ZQ72C1(832)	Blank flat	Flat	---	50	21
ZQ72C6(833)	1/2" KO flat	Flat	---	50	21

4-11/16" Square Double Gang Device Rings



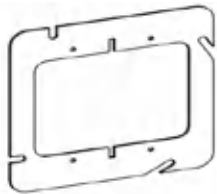
Material: Galvanized Steel

Application: These two gang raised device covers are used to mount switches or receptacles.

Advantages: Selection of various ring depths allow the installer to achieve a perfect flush fit with the finished surface. The angled slots on the covers compensate for up to 12° of box misalignment on upright framing members.

Field Names: 4-11/16" plaster ring, 4-11/16" mud ring, 4-11/16" drywall ring, 5S device ring, 5S plaster ring, 5S mud ring, 11B plaster ring, 11B mud ring, 11B device ring, 11B device cover, 2100 raised device cover, 11B plaster frame.

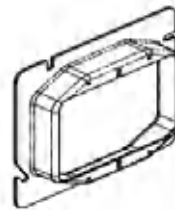
UL File No: E526989



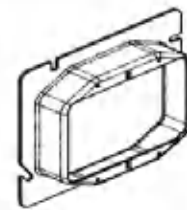
ZQ52000



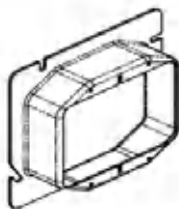
ZQ52050(841)



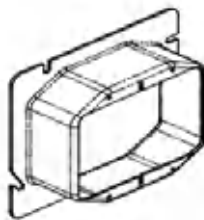
ZQ52058(818)



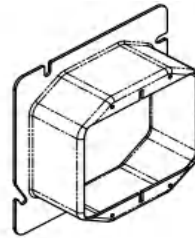
ZQ52075(840)



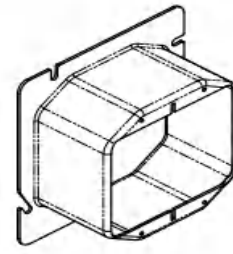
ZQ52100(819)



ZQ52125(820)



ZQ52150(885)



ZQ52200

Catalog Number	Description	Depth	Cubic Inches	Ship Case	Weight/Case
ZQ52000	Flat	Flat	---	50	15
ZQ52050(841)	Raised 1/2"	1/2"	5.4	50	9
ZQ52058(818)	Raised 5/8"	5/8"	7	50	10
ZQ52075(840)	Raised 3/4"	3/4"	8.5	50	11
ZQ52100(819)	Raised 1"	1"	11.6	25	7
ZQ52125(820)	Raised 1-1/4"	1-1/4"	14.7	25	9
ZQ52150(885)	Raised 1-1/2"	1-1/2"	15.5	25	10
ZQ52200	Raised 2"	2"	20.7	25	13

4-11/16" Square to Round Device Rings



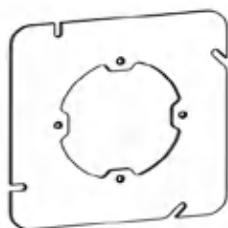
Material: Galvanized Steel

Application: These raised device covers are used to mount many applications including, light fixtures, ceiling covers, and security cameras.

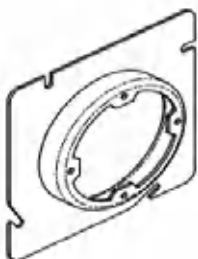
Advantages: Square-to-round device rings convert a square box to a round ceiling or wall opening with 8-32 threaded mounting tabs for ceiling lights or wall sconce lights. The angled slots on the covers compensate for up to 12° of box misalignment on upright framing members.

Field Names: Square-to-Round: switch cover, plaster ring, mud ring, drywall ring, mud cover, tile ring, switch ring, receptacle cover, raised device ring, raised device cover, 2100 raised device cover, square to round plaster frame, 11B square to round cover, 4 11/16" square to round cover.

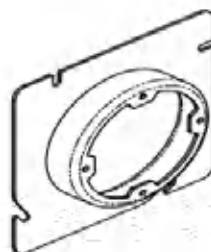
UL File No.: E526989



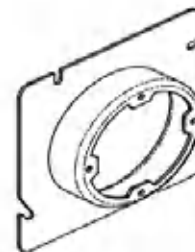
ZQ53000X



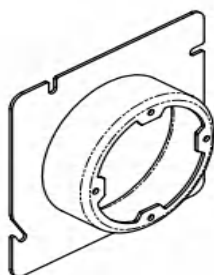
ZQ53050X(829)



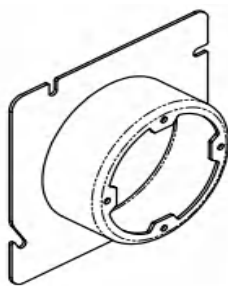
ZQ53058X(835)



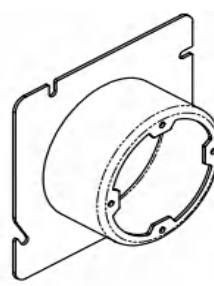
ZQ53075X



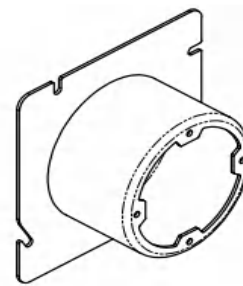
ZQ53100X



ZQ53125X



ZQ53150X



ZQ53200X

Catalog Number	Description	Depth	Cubic Inches	Ship Case	Weight/Case
ZQ53000X	FLAT	---	---	50	12
ZQ53050X(829)	1/2" raised	1/2"	3	50	17
ZQ53058X(835)	5/8" raised	5/8"	4	50	18
ZQ53075X	3/4" raised	3/4"	5	50	18
ZQ53100X	1" raised	1"	6.8	25	11
ZQ53125X	1-1/4" raised	1-1/4"	8.5	25	12
ZQ53150X	1-1/2" raised	1-1/2"	9.7	25	13
ZQ53200X	2" raised	2"	12.9	25	15

Multi-Gang Box Covers - Blank



Material: Galvanized Steel

Application: These blank, multi-gang box covers are used to cover electrical wires and connectors inside multi gang boxes.

Advantages: Flat covers provide a fast and convenient means to cover electrical junction boxes.

Field Names: Gang box cover, multi gang box cover, mul-tiple device cover, gang device cover, blank box cover.

UL Number: E526989



ZQGBBC-2(844)



ZQGBBC-3(845)



ZQGBBC-4(846)



ZQGBBC-5(847)



ZQGBBC-6(848)

Catalog Number	Width	Description	Depth	Ship Case	Weight/ Case
ZQGBBC-2(844)	7-1/ 16"	2 gang	Flat	10	6
ZQGBBC-3(845)	8-7/8"	3 gang	Flat	10	7
ZQGBBC-4(846)	10 -11/16"	4 gang	Flat	10	9
ZQGBBC-5(847)	12 -1/2"	5 gang	Flat	10	10
ZQGBBC-6(848)	14-5/ 16"	6 gang	Flat	10	12

5" & 6" Square Covers & Raised Device Rings




Material: Galvanized Steel

Application: These raised device rings are used to mount numerous electronic and electrical devices to 5" & 6" square boxes.

Advantages: These device covers quickly and securely mount to boxes and provide access to install switches, devices, receptacles and other electronic/electrical appliances.

Field Names: Plaster rings, mud rings, device rings.



ZQ5BC



ZQ55CP



ZQ551050 ZQ552050
ZQ551058 ZQ552058
ZQ551075 ZQ552075



ZQ6BC



ZQ66CP



ZQ661050 ZQ661100
ZQ661058 ZQ661125
ZQ661075 ZQ661150

Catalog Number	Description	Depth	Ship Case	Weight/Case
ZQ5BC	5" square blank cover	Flat	25	5
ZQ55CP	5" square to 4" square conversion plate	Flat	25	3.5
ZQ551050	5" square cover, 1 gang device rings	1/2" depth	25	10
ZQ551058	5" square cover, 1 gang device rings	5/8" depth	25	11
ZQ551075	5" square cover, 1 gang device rings	3/4" depth	25	12
ZQ552050	5" square cover, 2 gang device rings	1/2" depth	25	9
ZQ552058	5" square cover, 2 gang device rings	5/8" depth	25	10
ZQ552075	5" square cover, 2 gang device rings	3/4" depth	25	11
ZQ6BC	6" square blank cover	Flat	25	16.5
ZQ66CP	6" square to 4" square conversion plate	Flat	25	4
ZQ661050	6" square cover, 1 gang device rings	1/2" depth	25	14.5
ZQ661058	6" square cover, 1 gang device rings	5/8" depth	25	11
ZQ661075	6" square cover, 1 gang device rings	3/4" depth	25	16.5
ZQ661100	6" square cover, 1 gang device rings	1" depth	25	23
ZQ661125	6" square cover, 1 gang device rings	1-1/4" depth	25	5
ZQ661150	6" square cover, 1 gang device rings	1-1/2" depth	25	11.5

4" x 2" Handy Box Covers



Material: Galvanized Steel

Application: These handy utility box covers are used to close handy utility boxes and provide toggle, duplex, GFCI and various other convenience outlets.

Advantages: Have a variety of handy utility box covers including blank, switch and receptacle. Their tapered edges allow the covers to also be used as a singlegang wallplates.

Field Names: Handy box cover, utility box cover, 2x4 box cover, switch box cover, device box cover, handy box extension ring cover, utility box extension ring cover.

UL File No.: E526989



ZQG19290(860)



ZQG19430(861)



ZQG19470(862)



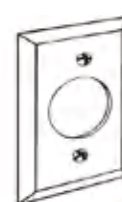
ZQG19320(863)



ZQG19380(864)



ZQG19350(865)



ZQG19420(867)

Catalog Number	Description	Depth	Cubic Inches	Ship Case	Weight/Case
ZQG19290(860)	Blank	Flat	1.5	25/250	26
ZQG19430(861)	1/2" KO	Flat	1.5	25/250	26
ZQG19470(862)	GFI	Flat	1.5	25/250	26
ZQG19320(863)	15A 1.406" diameter	Flat	1.5	25/250	26
ZQG19380(864)	Duplex	Flat	1.5	25/250	26
ZQG19350(865)	Toggle switch	Flat	1.5	25/250	26
ZQG19420(867)	30-50A 1.60" diameter	Flat	1.5	25/250	26

Multi-Gang Device Rings - 1/2" & 3/4" Raised



Material: Galvanized Steel

Application: These gang box raised covers are used when multiple electrical or low voltage devices must be installed in finished wall applications. Gang boxes accept all manufacturers' wallplates. Each cover fits corresponding box size and one box size smaller.

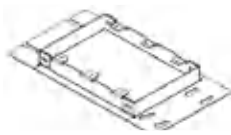
Advantages: Gang box raised device covers allow the installer to mount multiple devices in one box location and attach finished wallplates flush with interior drywall plaster or tile surfaces.

Field Names: Multi gang plaster ring, mud ring, tile ring, drywall ring, device ring, device cover, plaster frame.

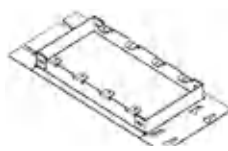
UL Number: E526989 (1/2" raised not UL Listed)



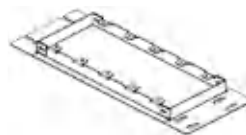
ZQGBDC-122
ZQGBDC-342(821)



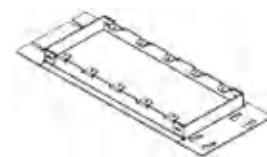
ZQGBDC-123
ZQGBDC-343(822)



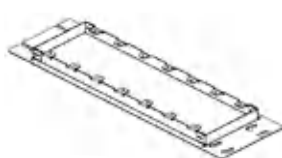
ZQGBDC-124
ZQGBDC-344(823)



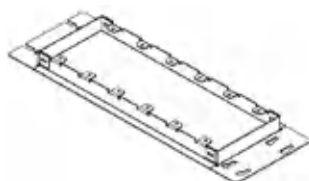
ZQGBDC-125
ZQGBDC-345(824)



ZQGBDC-126
ZQGBDC-346(825)



ZQGBDC-127
ZQGBDC-347(826)



ZQGBDC-128
ZQGBDC-348(827)



ZQGBDC-129
ZQGBDC-349(828)

Catalog Number	Width	Description	Depth	Cubic Inches	Ship Case	Weight/Case
ZQGBDC-122	7 -1/16"	2 gang	1/2"	8	20	10
ZQGBDC-123	8 -7/8"	3 gang	1/2"	17	20	11
ZQGBDC-124	10 -11/16"	4 gang	1/2"	21.5	20	12
ZQGBDC-125	12 -1/ 2"	5 gang	1/2"	26	10	7
ZQGBDC-126	14 -5/16"	6 gang	1/2"	30.5	10	8
ZQGBDC-127	16 -1/ 8"	7 gang	1/2"	35.5	5	6
ZQGBDC-128	17 -15/ 16"	8 gang	1/2"	40.8	5	8
ZQGBDC-129	19 -3/4"	9 gang	1/2"	45.8	5	9
ZQGBDC-342(821)	7 -1/16"	2 gang	3/4"	11	20	11
ZQGBDC-343(822)	8 -7/8"	3 gang	3/4"	17	20	12
ZQGBDC-344(823)	10 -11/16"	4 gang	3/4"	21.5	20	14
ZQGBDC-345(824)	12 -1/ 2"	5 gang	3/4"	26	10	8
ZQGBDC-346(825)	14 -5/16"	6 gang	3/4"	30.5	10	9
ZQGBDC-347(826)	16 -1/ 8"	7 gang	3/4"	35.5	5	7
ZQGBDC-348(827)	17 -15/ 16"	8 gang	3/4"	40.8	5	9
ZQGBDC-349(828)	19 -3/4"	9 gang	3/4"	45.8	5	10

Indicator Covers for Oil/Gas Burners



Material: Galvanized Steel

Application: These covers are used when an emergency shut-off switch is needed on a box circuit. They are used on furnace burner controls and other gas and oil powered applications.

Advantages: Highly-visible, red plate is silk-screened with fuel type and power on/off indication that promotes safe furnace operation.

Field Names: Boiler plate, burner plate, burner cover, emergency cover plate, oil switch off plate, gas burner plate, on off toggle cover, 1900 covers.

UL File No: E526989



ZQBP-1935



ZQBP-1936



ZQBPO-1935



ZQBPO-1936



ZQBP-13950



ZQBPO-19350

Catalog Number	Description	Depth	Cubic Inches	Ship Case	Weight/Case
ZQBP-1935	4" Square, (1) Toggle, Gas Burners	1/2"	7.0	50	7.5
ZQBP-1936	4" Square, (2) Toggle, Gas Burners	1/2"	7.0	50	7.5
ZQBPO-1935	4" Square, (1) Toggle, Oil Burners	1/2"	7.0	50	7.5
ZQBPO-1936	4" Square, (2) Toggle, Oil Burners	1/2"	7.0	50	7.5
ZQBP-13950	4"x2", One Gang Emergency ON/OFF, (1) Toggle, Gas Burners	Flat	1.5	25/250	26
ZQBPO-19350	4"x2", One Gang Emergency ON/OFF, (1) Toggle, Oil Burners	Flat	1.5	25/250	26

Fire Alarm Boxes and Covers



Material: Galvanized Steel

Application: Red painted boxes are installed in walls or ceilings for lighting fixtures, switches, receptacles or other outlet devices for fire alarm and life safety circuit runs. Square boxes are used to bring power to a number of electrical devices where multiple conductor runs are split in two or more directions.

Advantages: Red painted boxes are available to easily distinguish fire alarm circuits. They also have versatile combination head screws that can securely fasten a cover to an electrical junction box using a slotted, Phillips, or Robertson head screw driver.

Field Names: fire alarm box, fire alarm extension rings, fire alarm box cover

UL File No: E526989



ZQ4350-RED



ZQ52151-MKO-RED



ZQ53151-MKO-RED



ZQ54151-RED



ZQ52171-MKO-RED



ZQ52171-FSRED



ZQ54171-RED



ZQ72171-RED



ZQ52C1-RED



ZQ54C1-RED



ZQ72C1-RED

Catalog Number	Description	Knockouts Sides	Knockouts Bottom	Cubic Inches	Ship Case	Weight/ Case
BOXES						
ZQ4350-RED	4" Square Life Safety box 3-1/2" deep	(12) - MKO	(4) - MKO	21.5	50	29
ZQ52151-MKO-RED	4" Square Life Safety box 1-1/2" deep 1/2" ko & MKO with raised ground emboss	(8) - 1/2" & (4) - MKO	(2) - 1/2" & (2) - 3/4"	21.0	50	36
ZQ53151-MKO-RED	4" Square Life Safety Extension 1-1/2" deep 1/2" KO & MKO	(8) - 1/2" & (4) - MKO	---	21.0	50	20
ZQ54151-RED	4" Octagon Life Safety box 1-1/2" deep 1/2" & 3/4" KO	(2) - 1/2" & (2) - 3/4"	(3) - 1/2" & (2) - 3/4"	15.5	50	26
ZQ52171-MKO-RED	4" Square Life Safety box 2-1/8" deep 1/2" Ko & MKO with raised ground emboss	(8) - 1/2" & (4) - MKO	(2) - 1/2" & (2) - MKO	30.3	25	22
ZQ52171-FSRED	4" Square Life Safety box 2-1/8" deep 1/2" Ko & MKO with FL bracket	(6) - 1/2" & (3) - MKO	(3) - 1/2" & (2) - MKO	30.3	25	25
ZQ54171-RED	4" Octagon Life Safety box 2-1/8" deep 1/2" KO & MKO with raised ground emboss	(2) - 1/2" & (2) - MKO	(2) - 1/2" & (2) - 3/4"	21.5	50	29
ZQ72171-RED	4-11/16" Square Life Safety box 2-1/8" deep MKO with raised ground emboss	(12) - MKO	(1) - 1/2" & (3) - MKO	42.0	25	28
COVERS						
ZQ52C1-RED	4" Square Blank flat cover, (1) Hole & (1) Slot	---	---	---	100	23
ZQ54C1-RED	4" Octagon Blank flat cover, (1) Hole & (1) Slot	---	---	---	100	23
ZQ72C1-RED	4-11/16" Square Blank flat cover	---	---	---	100	23

4" Swivel Fixture Hangers



Material: Galvanized Steel

Application: These 4" square swivel-fixture hangers are used to hang light fixtures, security cameras, speakers and other electrical/electronic devices from standard 4" square junction boxes.

Advantages: 4" square swivel-fixture hangers allow quick and easy installation of lights, cameras and other devices directly to existing junction boxes. They require no extra mounting boxes and hangers, and allow a 20° swing from vertical. They are great for industrial settings where hanging fixtures are bumped or jostled occasionally.

Field Names: Swivel cover, ball hanger, swivel fixture hanger, swivel hanger, industrial fixture hanger, swivel aligner, box aligner, swivel ball hanger, swivel fixture aligner.

UL File No: E526989(ZQSC-75R, ZQSC-75 not UL listed)

Catalog Number	Description	Ship Case	Weight/Case
ZQSC-50R	4" Round Fixture Hanger, for use 1/2" conduit, Fits 4" Octagon Box	25	15
ZQSC-50	4" Square Fixture Hanger, for use 1/2" conduit, Fits 4" Square Box	25	15
ZQSC-75R	4" Square Fixture Hanger, for use 3/4" conduit, Fits 4" Square Box	25	15
ZQSC-75	4" Square Fixture Hanger, for use 3/4" conduit, Fits 4" Square Box	25	15

Locknuts

Catalog Number	Catalog Number	Size	Std.Pkg.
ZQLN-50	ZQLNSG-50	1/2"	200/2000Pcs
ZQLN-75	ZQLNSG-70	3/4"	100/1000Pcs
ZQLN-100	ZQLNSG-100	1"	100/1000Pcs
ZQLN-125	ZQLNSG-125	1-1/4"	50/500Pcs
ZQLN-150	ZQLNSG-150	1-1/2"	50/500Pcs
ZQLN-200	ZQLNSG-200	2"	25/250Pcs
ZQLN-250	ZQLNSG-250	2-1/2"	50Pcs
ZQLN-300	ZQLNSG-300	3"	50Pcs
ZQLN-350	ZQLNSG-350	3-1/2"	25Pcs
ZQLN-400	ZQLNSG-400	4"	25Pcs

Material: Zinc Plated Steel

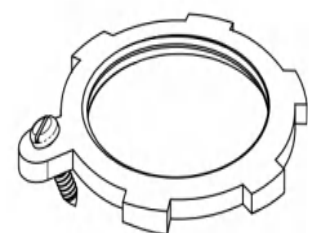
Application: These heavy-duty locknuts are used in dry locations to secure threaded conduits or connectors to electrical junction boxes or enclosures.

Advantages: These heavy-gauge steel construction maintains mechanical protection and solid grounding of the conduit to the designated electrical junction box or enclosure. Heavy-duty locknuts are zinc electroplated for excellent corrosion protection in damp locations. Serrated teeth on the locknut bite into the box and enclosure to prevent vibratory loosening of the connection.

Field Names: Lock nuts, conduit nuts, locking nuts, jam nuts, coupling nuts, pipe locking nuts, locknuts.



ZQLN-50



ZQLNSG-50

Switch Box Accessories



ZQOWC



ZQOWE



ZQSBS
ZQSBS-L



ZQSBEX



ZQTBD-250
ZQTBD-350



ZQKOS-50

Material: Zinc-plated steel

Application: Old work clips are mounted to boxes with ears to securely install boxes in hollow walls. Switch box supports secure a switch box to drywall, plaster or tile when an upright structural member cannot be used for mounting. Extension rings are added to switch boxes for additional wiring capacity.

Advantages: Switch box accessories make mounting and securing of switch boxes easy and quick.

Field Names: Box clips, battleships, madison hangers, switch box supports, switch box extension rings, switch box battleships, box cleats, bracket set, hold it switch box supports, ice skates, madison clips, monkey bars, rabbit ears, steamboats

Catalog Number	Description	Std.Pkg.
ZQOWC	Old work clip snaps on edges of boxes with ears and bites down on drywall to securely mount boxes in existing hollow walls	100Pcs
ZQOWE	Old work box plaster ears catch on wall surfaces and prevent boxes from falling in finished walls	100Pcs
ZQSBS	Old work switch box supports mount boxes in hollow wall, 1-7/8" long legs	100Pairs
ZQSBS-L	Old work switch box supports ,with 2-1/2" long legs ,to mount box in hollow wall when drywall,plaster or tile are very thick	100Pairs
ZQSBEX	Switch box extension ring adds depth to existing boxes.Telescoping design adjusts to proper wall depth	100Pcs
ZQTBD-250	For 2-1/2" deep masonry boxes	100Pcs
ZQTBD-350	For 3-1/2" deep masonry boxes	100Pcs
ZQKOS-50	Screw & Bar KO Seal 1/2" Box Open	100Pcs

Mounting Bar Hangers



ZQ512HD



ZQ512HDXT



Material: Galvanized steel

Application: These adjustable-length bar hangers allow electrical boxes to be quickly and easily installed between ceiling joists or wall studs.

Advantages: Adjustable-length bar hangers have a versatile design that allows boxes to be installed anywhere along the length of the bar.

UL File NO.: E538483 (ZQBG16, ZQBG24 not UL listed)



ZQBHA1



ZQBHA1C



ZQBHA16
ZQBHA24



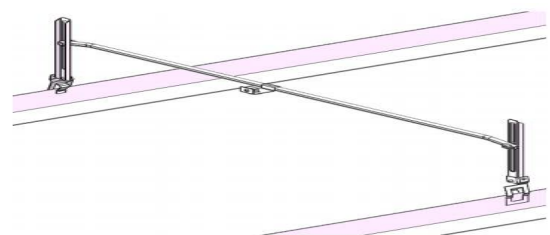
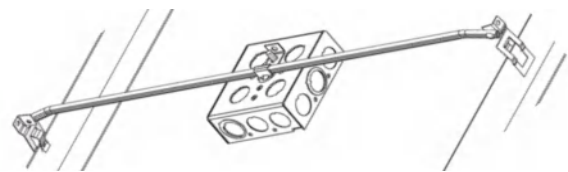

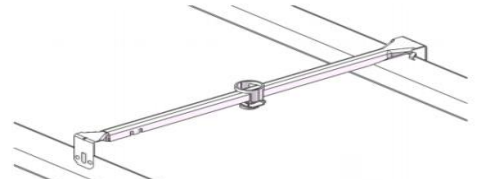
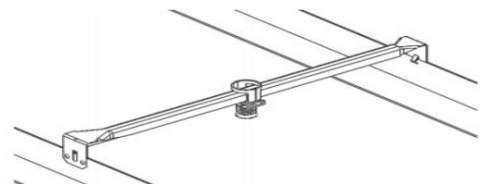
ZQBG16
ZQBG24



ZQBHT1



ZQBHT1A



Catalog Number	Size	Load Capacity	Std.Pkg.	Catalog Number	Size	Load Capacity	Std.Pkg.
ZQBHA1	16"to 24"	50 LBS	50Pcs	ZQBHT1	24"	20 LBS	50Pcs
ZQBHA1C	16"to 24"	50 LBS	50Pcs	ZQBHT1A	24"	20 LBS	50Pcs
ZQBHA16	11"to 18"		50Pcs	ZQ512HD	24"	50 LBS	25Pcs
ZQBHA24	17"to 26"		50Pcs	ZQ512HDEEP	24"	50 LBS	25Pcs
ZQBG16	16"		25Pcs	ZQ512HDXT			
ZQBG24	24"		25Pcs				

Adjustable Length Box Bar Hangers



ZQCJ6

Material: Zinc-plated steel

Application: CJ series stud wall cable supports allow easy installation to secure ROMEX NMSC or MC cables to wood or metal studs. Easy fold-over strap requires no tools.

Advantages: Cable supports have flared edges for maximum cable protection; Can be used to support up to 6 runs of ROMEX NMSC or up to 4 runs of MC and AC cables.

Field Names: Bracket

UL File NO.: E534419

Catalog Number	LENGTH	Std.Pkg.
ZQCJ6	6"	100/1000Pcs

Device Stabilizers & Locking Mechanisms



ZQUBL1

Material: Zinc-plated steel

Application: See Below

Advantages: These device accessories have a quick and easy installation; They save both time and money along with solving many job site problems.

Field Names: Rite tight device stabilizer, switch guard, outlet retainer, device shims.



ZQDLC



Catalog Number	Description	Std.Pkg.
ZQDLC	Device leveler is used to support switches, outlets and devices in over-sized drywall openings. Helps prevent device from being pushed back into wall opening.	100Pcs
ZQUBL1	There are a variety of lod panels with different circuit locks; It eliminates the need to stock breaker locks and make costly trips to job sites to identify panel. Additionally, the set screw and rigid leg prevents the lock from slipping off the breaker and disrupting power flow.	100Pcs

Multi Box Mounting Brackets



ZQBS16



ZQBS24

Material: Galvanized Steel **UL File NO.:**E538483
Application: These Multi-box mounting brackets are used to secure conduit boxes in stud walls.

Advantages: These Multi-box mounting brackets allows the installer to quickly and easily mount 4" and 4-11/16" square conduit boxes in stud walls.

Field Names: Box mounting brackets, box brackets



Catalog Number	Description	Std.Pkg.
ZQBS16	3 Position Multi Box Mounting Bracket for 4" or 4-11/16" Square Box, 16" Stud Width	50Pcs
ZQBS24	4 Position Multi Box Mounting Bracket for 4" or 4-11/16" Square Box, 24" Stud Width	50Pcs

Telescoping Rigid Box Support



ZQTSRB




Material: Galvanized Steel
Application: This support for use with 4" square and 4-11/16" boxes and mud rings. Accommodates up to 6-gang box in 16" stud spacing or up to 10-gang in 24" stud spacing.

Advantages: This support easy to adjust after the electrical box is installed. Will support four electrical boxes in 24" stud spacing. Open design allows a variety of positions for box location. Unique, one-piece, break apart design

Field Names: Telescoping rigid box suport.

Catalog Number	LENGTH	Std.Pkg.
ZQTSRB	16" - 24"	50Pcs

Universal Box Mounting Brackets



ZQ23, ZQ4, ZQ6



Material: Galvanized Steel **UL File NO.:**E538483
Application: SThese universal box mounting brackets are used to support electrical boxes mounted to metal or wood studs. They screw directly to the face of metal or wood studs.

Advantages: These universal box mounting brackets are made from pregalvanized steel ensuring durability and mechanical protection. Stand off, fold back stabilizer tabs keep boxes from twisting in wall cavities. These brackets are great for prefab.

Field Names: Box mounting brackets, box brackets.

Catalog Number	Description	Std.Pkg.
ZQ23	Box Mounting Bracket For Standard Device Rings -2-1/2" Or 3-1/2" Farside Standoff, Accepts 4", 4-11/16" square boxes and device rings	25PcS
ZQ4	Box Mounting Bracket For Standard Device Rings -4" Farside Standoff, Accepts 4" 4-11/16", 5-1/2", 6" square boxes and device rings	25Pcs
ZQ6	Box Mounting Bracket For Standard Device Rings - 2-1/2" Or 3-1/2" Farside Standoff: Accepts 4", 4-11/16" square boxes and device rings	25Pcs

Reducing Washers

Catalog Number	Reduces Knockout Hole		STD. PKG.
	From	To	
ZQRW-7550	3/4"	1/2"	100/1000
ZQRW-10050	1"	1/2"	100/1000
ZQRW-10075	1"	3/4"	100/1000
ZQRW-12550	1-1/4"	1/2"	50/500
ZQRW-12575	1-1/4"	3/4"	50/500
ZQRW-125100	1-1/4"	1"	50/500
ZQRW-15050	1-1/2"	1/2"	50/500
ZQRW-15075	1-1/2"	3/4"	50/500
ZQRW-150100	1-1/2"	1"	50/500
ZQRW-150125	1-1/2"	1-1/4"	50/500
ZQRW-20050	2"	1/2"	25/250
ZQRW-20075	2"	3/4"	25/250
ZQRW-200100	2"	1"	25/250
ZQRW-200125	2"	1-1/4"	25/250
ZQRW-200150	2"	1-1/2"	25/250
ZQRW-25050	2-1/2"	1/2"	25/250
ZQRW-25075	2-1/2"	3/4"	25/250
ZQRW-250100	2-1/2"	1"	25/250
ZQRW-250125	2-1/2"	1-1/4"	25/250
ZQRW-250150	2-1/2"	1-1/2"	25/250
ZQRW-250200	2-1/2"	2"	25/250
ZQRW-30050	3"	1/2"	25/250
ZQRW-30075	3"	3/4"	25/250
ZQRW-300100	3"	1"	25/250
ZQRW-300125	3"	1-1/4"	25/250
ZQRW-300150	3"	1-1/2"	25/250
ZQRW-300200	3"	2"	25/250
ZQRW-300250	3"	2-1/2"	25/250
ZQRW-35050	3-1/2"	1/2"	10/100
ZQRW-35075	3-1/2"	3/4"	10/100
ZQRW-350100	3-1/2"	1"	10/100
ZQRW-350125	3-1/2"	1-1/4"	10/100
ZQRW-350150	3-1/2"	1-1/2"	10/100
ZQRW-350200	3-1/2"	2"	10/100
ZQRW-350250	3-1/2"	2-1/2"	10/100
ZQRW-350300	3-1/2"	3"	10/100
ZQRW-40050	4"	1/2"	10/100
ZQRW-40075	4"	3/4"	10/100
ZQRW-400100	4"	1"	10/100
ZQRW-400125	4"	1-1/4"	10/100
ZQRW-400150	4"	1-1/2"	10/100
ZQRW-400200	4"	2"	10/100
ZQRW-400250	4"	2-1/2"	10/100
ZQRW-400300	4"	3"	10/100
ZQRW-400350	4"	3-1/2"	10/100

Material: Zinc-plated steel


Application: These reducing washers are used when connectors are smaller than the knockout hole they are intended to fill in a box or enclosure.

Advantages: All-steel construction ensures a strong, secure and durable installation of connector and conduit to the box or enclosure.

Field Names: Reducing washers, donut washers, doughnut washers



Wire Termination & Box Grounding



Application: These box grounding accessories aid in safe electrical grounding path to help prevent any electrical shock. Grounding screws thread into boxes and provide a means of fastening the ground conductors. Grounding wires fasten into the boxes and are then connected to wiring systems or devices. Grounding clips provide an easy method of fastening grounding conductors to the edges of steel outlet boxes.

Advantages: Box grounding accessories save time by preventing the installer from having to strip wire and assemble the grounding units in boxes.

Field Names: Ground screw, ground clip, grounding screw, grounding clip, old work clip, pigtail, power pig tails, standard pig tails, grounding jumper, ground wire, insulated ground wire, wire leads, power leads.

ZQPTST

ZQPTSO

Catalog Number	Wire Size	Wire Type	Color	Overall Length	Attachment	Std. Pkg.
ZQGS	-	-	Green	3/8"	10-32 Screw Clip	100/1000Pcs
ZQGC	-	-	Green	1/4"		100/1000Pcs
ZQPTST14GN	14Gauge	Stranded	Green	8"	Fork Terminal & Captive Screw	100/1000Pcs
ZQPTST14BK	14Gauge	Stranded	Black	8"	Fork & Strip Terminal	100/1000Pcs
ZQPTST14WH	14Gauge	Stranded	White	8"	Fork & Strip Terminal	100/1000Pcs
ZQPTST14RD	14Gauge	Stranded	Red	8"	Fork & Strip Terminal	100/1000Pcs
ZQPTST14YE	14Gauge	Stranded	Yellow	8"	Fork & Strip Terminal	100/1000Pcs
ZQPTST12GN	12Gauge	Stranded	Green	8"	Fork Terminal & Captive Screw	100/1000Pcs
ZQPTST12BK	12Gauge	Stranded	Black	8"	Fork & Strip Terminal	100/1000Pcs
ZQPTST12WH	12Gauge	Stranded	White	8"	Fork & Strip Terminal	100/1000Pcs
ZQPTST12RD	12Gauge	Stranded	Red	8"	Fork & Strip Terminal	100/1000Pcs
ZQPTST12YE	12Gauge	Stranded	Yellow	8"	Fork & Strip Terminal	100/1000Pcs
ZQPTSO14GN	14Gauge	Solid	Green	8"	Captive Screw & Strip	100/1000Pcs
ZQPTSO14BK	14Gauge	Solid	Black	8"	Strip & Strip	100/1000Pcs
ZQPTSO14WH	14Gauge	Solid	White	8"	Strip & Strip	100/1000Pcs
ZQPTSO14RD	14Gauge	Solid	Red	8"	Strip & Strip	100/1000Pcs
ZQPTSO14YE	14Gauge	Solid	Yellow	8"	Strip & Strip	100/1000Pcs
ZQPTSO12GN	12Gauge	Solid	Green	8"	Captive Screw & Strip	100/1000Pcs
ZQPTSO12BK	12Gauge	Solid	Black	8"	Strip & Strip	100/1000Pcs
ZQPTSO12WH	12Gauge	Solid	White	8"	Strip & Strip	100/1000Pcs
ZQPTSO12RD	12Gauge	Solid	Red	8"	Strip & Strip	100/1000Pcs
ZQPTSO12YE	12Gauge	Solid	Yellow	8"	Strip & Strip	100/1000Pcs

Grounding Busbars

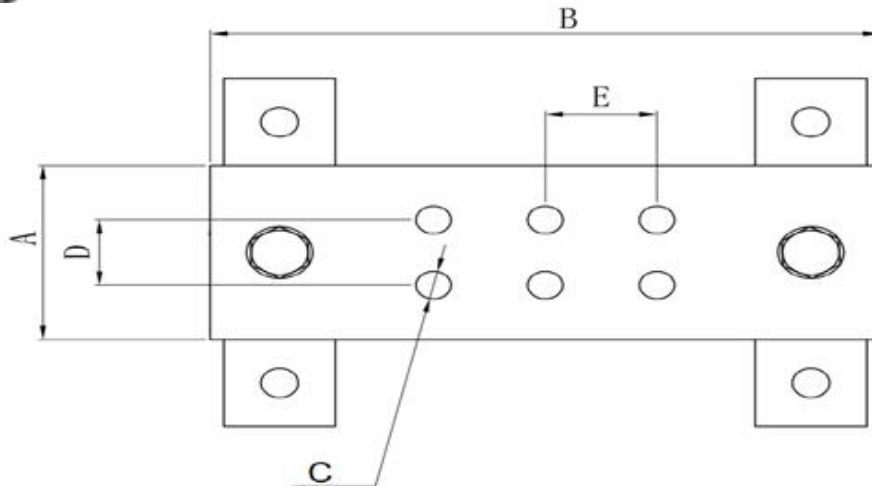


Material: Copper

Application: Grounding busbars are insulated ground bus mounting plates specifically designed for commercial applications.

Advantages: Available in many size and different hole pattern and brackets, made of high conductivity copper and tin-plated to inhibit corrosion, pre-assembled with brackets and insulators attached for quick installation

Field Names: Busbars, Grounding Busbars



ITEM	WIDTH	LENGTH	HOLE SIZE	HOLE DISTANCE	HOLE DISTANCE	THICKNESS	HOLE	Std.Pkg.
	SIZE A	SIZE B	SIZE C	SIZE D	SIZE E			
ZQGB2-6	2"	6"	0.315"	0.79"	1"	1/4"	6 Holes	20Pcs
ZQGB2-12	2"	12"	0.315"	0.79"	1"	1/4"	18 Holes	10Pcs
ZQGB4-12	4"	12"	0.315"	2.38"	1"	1/4"	27 Holes	10Pcs
ZQGB4-24	4"	24"	0.315"	2.38"	1"	1/4"	63 Holes	4Pcs

Lay-in Grounding Lugs

•Application:

These ground straps are used to provide positive grounding points in load centers or other metal enclosures where they are needed. The solderless terminal lugs are used to connect wires to metal enclosures.


•Advantage:

These ground straps and terminal lugs quickly provide an access point when wires must be bonded or grounded in terminal boxes, load centers or enclosures

•Material: Aluminum or Copper



Aluminum Lugs



Copper Lugs

Aluminum Catalog Number	Copper Catalog Number	Lug Size	Master Pack
ZQ4-14 AL	ZQ4-14 CL	4-14	720
ZQ1/0-8 AL	ZQ1/0-8 CL	1/0-8	200
ZQ3/0-6 AL	ZQ3/0-6 CL	3/0-6	84
ZQ250MCM AL	ZQ250MCM CL	250MCM-6	72

Flat Plates & Angle Plates

FOUR-HOLE SPLICE PLATE

- 1/4" Thick
- Zinc-plated
- Std. Pkg: 25Pcs



Item: ZQSFF32

THREE-HOLE CORNER PLATE-FLAT

- Hole Diameter: 9/16"
- Hole C-C: 1-7/8"
- Zinc-plated
- Std. Pkg: 25Pcs



Item: ZQSFF50

FOUR-HOLE CORNER PLATE-FLAT

- Hole Diameter: 9/16"
- Hole C-C: 1-7/8"
- Zinc-plated
- Std. Pkg: 20Pcs



Item: ZQSFF51

FOUR-HOLE TEE PLATE-FLAT

- Hole Diameter: 9/16"
- Hole C-C: 1-7/8"
- Zinc-plated
- Std. Pkg: 20Pcs



Item: ZQSFF60

TWO-HOLE CORNER ANGLE

- Hole Diameter: 9/16"
- Zinc-plated
- Std. Pkg: 50Pcs



Item: ZQSFL11

FOUR-HOLE CORNER ANGLE

- Hole Diameter: 9/16"
- Zinc-plated
- Std. Pkg: 25Pcs



Item: ZQSFL13

FOUR-HOLE "3-WAY" CORNER ANGLE

- Zinc-plated
- Std. Pkg: 25Pcs



Item: ZQSFL31

FOUR-HOLE 45° CORNER ANGLE

- Zinc-plated
- Std. Pkg: 25Pcs



Item: ZQSFL62

Clamps & "U" Fittings & Post Base & Washers

STRUT TO BEAM CLAMP WITH BOLT

- Fits 13/16" & 1-5/8" strut
- Zinc-plated
- Std. Pkg: 25Pcs



Item: ZQSFBC60

1-5/8" FOUR-HOLE U-FITTING SPLICE

- Hole Diameter: 9/16"
- Length: 7-1/4"
- Channel depth: 1-5/8"
- Zinc-plated
- Std. Pkg: 10Pcs



Item: ZQSFU32

FOUR-HOLE SINGLE-CHANNEL POST BASE

- Fits 1-5/8" strut
- Base: 4" x 6"
- Zinc-plated
- Std. Pkg: 5Pcs



Item: ZQSFP10

"U" STRUT WASHERS

Zinc-plated steel
Std. Pkg: 50Pcs

ITEM	SIZE
ZQSFU70-25	1/4"-20
ZQSFU70-38	3/8"-16
ZQSFU70-50	1/2"-13



STRUT TO BEAM CLAMP WITH BOLT

- Fits 2-7/16" & 3-1/4" strut
- Zinc-plated
- Std. Pkg: 25Pcs



Item: ZQSFBC61

13/16" FOUR-HOLE U-FITTING SPLICE

- Hole Diameter: 9/16"
- Length: 7-1/4"
- Channel depth: 13/16"
- Zinc-plated
- Std. Pkg: 10Pcs



Item: ZQSFU33

FOUR-HOLE SINGLE-CHANNEL POST BASE

- Fits 1-5/8" strut
- Base: 6" x 6"
- Zinc-plated
- Std. Pkg: 5Pcs



Item: ZQSFP14

SQUARE STRUT WASHERS

- Zinc-plated steel
- Std. Pkg: 100Pcs

ITEM	SIZE
ZQSW-1/2	1/2"
ZQSW-1/4	1/4"
ZQSW-3/8	3/8"



Nut & Spring Nuts

SQUEEZE NUTS

• Std. Pkg: 100Pcs



ITEM	SIZE
ZQSNSQ1420	1/4"-20
ZQSNSQ3816	3/8"-16
ZQSNSQ1213	1/2"-13

CONE NUTS

• Std. Pkg: 100Pcs



ITEM	SIZE
ZQSNCN1420	1/4"-20
ZQSNCN3816	3/8"-16
ZQSNCN1213	1/2"-13

STRUT NUTS - NO SPRING

• Std. Pkg: 50Pcs



ITEM	SIZE
ZQSNWO1420	1/4"-20
ZQSNWO3816	3/8"-16
ZQSNWO1213	1/2"-13

SHORT SPRING NUTS (FOR 0.813" & 1" SHALLOW STRUT)

• Std. Pkg: 50Pcs



ITEM	SIZE
ZQSNSS1420	1/4"-20
ZQSNSS3816	3/8"-16
ZQSNSS1213	1/2"-13

REGULAR SPRING NUTS (FOR 1.375" & 1.625" DEEP STRUT)

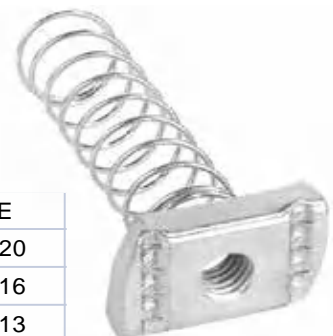
• Std. Pkg: 50Pcs



ITEM	SIZE
ZQSNRS1420	1/4"-20
ZQSNRS3816	3/8"-16
ZQSNRS1213	1/2"-13

LONG SPRING NUTS (FOR 2.44" & 3.25" DEEP STRUT)

• Std. Pkg: 50Pcs

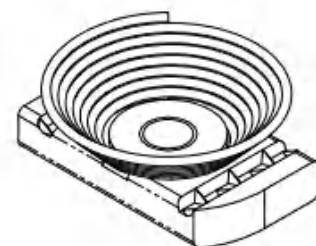


ITEM	SIZE
ZQSNLS1420	1/4"-20
ZQSNLS3816	3/8"-16
ZQSNLS1213	1/2"-13

TOP SPRING CHANNEL NUTS

• Std. Pkg: 100Pcs

ITEM	SIZE
ZQSNTS1420	1/4"-20
ZQSNTS51618	5-16-18
ZQSNTS3816	3/8"-16
ZQSNTS1213	1/2"-13



Swivel Unions

SWIVEL FEMALE/FEMALE

- Serves as a union between two supports or pieces of rod
- Allows for a straight, flush hang
- Std. Pkg: 50Pcs



ITEM	THREAD	LOAD CAPACITY	STD. PKG.
ZQSFSW12-3816	3/8"-16	620 Lbs	50Pcs
ZQSFSW12-1213	1/2"-13	1150 Lbs	50Pcs

SWIVEL MALE/FEMALE

- Serves as a union between two supports or pieces of rod
- Allows for a straight, flush hang
- Std. Pkg: 50Pcs



ITEM	THREAD	LOAD CAPACITY	STD. PKG.
ZQSFSW13-3816	3/8"-16	620 Lbs	50Pcs
ZQSFSW13-1213	1/2"-13	1150 Lbs	50Pcs

End Caps

STRUT END CAP - PLASTIC

- Color: White
- Fits: 1-5/8 x 13/16" strut
- Std. Pkg: 50Pcs



Item: ZQSFEC08

STRUT END CAP - PLASTIC

- Color: White
- Fits: 1-5/8 x 1-5/8" strut
- Std. Pkg: 50Pcs



Item: ZQSFEC09

One piece Strut Clamp(with conduit cradle)



Application: Secures EMT or Rigid electrical conduit perpendicular to strut. Design has no screws or bolts to drop as you fit it to the strut channel
Material: Zinc plated steel

Catalog Number	EMT Conduit	Rigid Conuit	Std.Pkg.
ZQOPSC-38	3/8"	/	100Pcs

One piece Strut Clamp(without conduit cradle)



Application: Secures EMT or Rigid electrical conduit perpendicular to strut. Design has no screws or bolts to drop as you fit it to the strut channel
Material: Zinc plated steel

Catalog Number	EMT Conduit	Rigid Conuit	Std.Pkg.
ZQOPS-50	1/2"	/	100Pcs
ZQOPS-75	3/4"	1/2"	100Pcs
ZQOPS-100	1"	3/4"	100Pcs
ZQOPS-125	1-1/4"	1"	100Pcs

Universal Strut Straps For EMT or Rigid



Application: Used to mount EMT/RIGID conduits from strut channel
Material: Zinc plated steel or 316 stainless steel

Catalog Number	Catalog Number	Size	Conduit Type	STD.PKG.
ZQSTU50	ZQSTU50-SS	1/2"	EMT/Rigid	100
ZQSTU75	ZQSTU75-SS	3/4"	EMT/Rigid	100
ZQSTU100	ZQSTU100-SS	1"	EMT/Rigid	100
ZQSTU125	ZQSTU125-SS	1-1/4"	EMT/Rigid	50
ZQSTU150	ZQSTU150-SS	1-1/2"	EMT/Rigid	50
ZQSTU200	ZQSTU200-SS	2"	EMT/Rigid	50

EMT Strut Straps



Application: Used to mount EMT conduits from strut channel
Material: Zinc plated steel or 316 stainless steel

Catalog Number	Catalog Number	Size	Conduit Type	STD.PKG.
ZQSTE50	ZQSTE50-SS	1/2"	EMT	100
ZQSTE75	ZQSTE75-SS	3/4"	EMT	100
ZQSTE100	ZQSTE100-SS	1"	EMT	100
ZQSTE125	ZQSTE125-SS	1-1/4"	EMT	50
ZQSTE150	ZQSTE150-SS	1-1/2"	EMT	50
ZQSTE200	ZQSTE200-SS	2"	EMT	50

RIGID Strut Straps



Application: Secures Rigid electrical conduit perpendicular to strut
Material: Zinc plated steel or 316 stainless steel

Catalog Number	Catalog Number	Size	Conduit Type	STD.PKG.
ZQSTR50	ZQSTR50-SS	1/2"	Rigid	100
ZQSTR75	ZQSTR75-SS	3/4"	Rigid	100
ZQSTR100	ZQSTR100-SS	1"	Rigid	100
ZQSTR125	ZQSTR125-SS	1-1/4"	Rigid	50
ZQSTR150	ZQSTR150-SS	1-1/2"	Rigid	50
ZQSTR200	ZQSTR200-SS	2"	Rigid	50
ZQSTR300	ZQSTR300-SS	3"	Rigid	25
ZQSTR350	ZQSTR350-SS	3-1/2"	Rigid	25
ZQSTR400	ZQSTR400-SS	4"	Rigid	25

Conduit Hangers

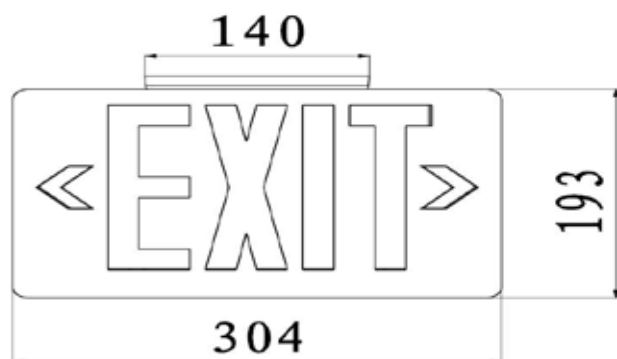


Application: Secures Rigid electrical conduit perpendicular to strut
Material: Zinc plated steel

Catalog Number	EMT Conduit	Rigid Conduit	STD.PKG.
ZQCH-50	1/2"	3/8" or 1/2"	50
ZQCH-75	3/4"	1/2" or 3/4"	25
ZQCH-100	1"	3/4"	25
ZQCH-125	1-1/4"	1"	25
ZQCH-150	1-1/2"	1-1/4"	25
ZQCH-175	/	1-1/2"	25
ZQCH-200	2"	/	25
ZQCHR-200	/	2"	25
ZQCH-250	2-1/2"	2-1/2"	10
ZQCH-300	3"	3"	10
ZQCH-350	3-1/2"	3-1/2"	10
ZQCH-400	4"	4"	5
ZQCH-500	5"	5"	5

Ultra Slim LED Exit Sign

Catalog number	ZQUSESLED-G
Charging time	24h
The AC voltage	120V-277V / 60Hz
Power	1.1 W
AC charging current	20 mA
Discharge time	≥ 90mins
Luminous flux	≥ 1.5 lm
Color temperature	1001K
Packing information	39x29x22cm 6pcs/Ctn 5.3/4.5kgs



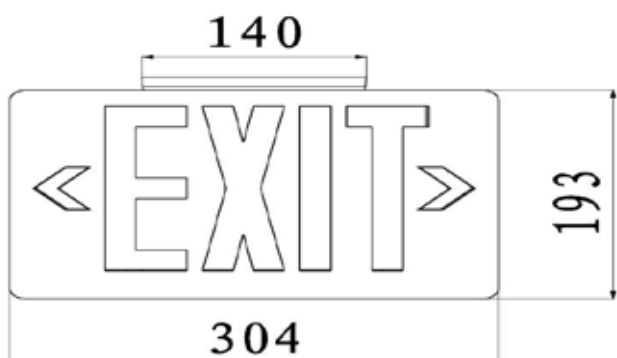
Features:

- Injection-molded thermoplastic ABS housing, UL 94V-0 flame rating.
- Innovative,easy installation in minutes.
- Ultrathin exit sign.
- Letters 6 height with 3/4 stroke.(AVZ-CM15-G)
- Single or double face(universal)Universal J-box mounting pattern.
- 120V-277VAC Universal voltage operation.
- Ultra bright GREEN LEDs.
- Built-in 1.2V 1000mAh Ni-MH battery for minimum 90 minutes emergency operation.
- Maximum 24 hours for full recharge time.
- Test switch and charge indicator.
- UL and cULus listed.
- 0°C to 40°C indoor damp location listed.



Ultra Slim LED Exit Sign

Catalog number	ZQUSESLED-R
Charging time	24h
The AC voltage	120V-277V / 60Hz
Power	1.1 W
AC charging current	20 mA
Discharge time	≥ 90mins
Luminous flux	≥ 1.5 lm
Color temperature	1001K
Packing information	39x29x22cm 6pcs/Ctn 5.3/4.5kgs



Features:

- Injection-molded thermoplastic ABS housing, UL 94V-0 flame rating.
- Innovative,easy installation in minutes.
- Ultrathin exit sign.
- Letters 6 height with 3/4 stroke.(AVZ-CM15-R)
- Single or double face(universal)Universal J-box mounting pattern.
- 120V-277VAC Universal voltage operation.
- Ultra bright RED LEDs.
- Built-in 1.2V 1000mAh Ni-MH battery for minimum 90 minutes emergency operation.
- Maximum 24 hours for full recharge time.
- Test switch and charge indicator.
- UL and cULus listed.
- 0°C to 40°C indoor damp location listed.

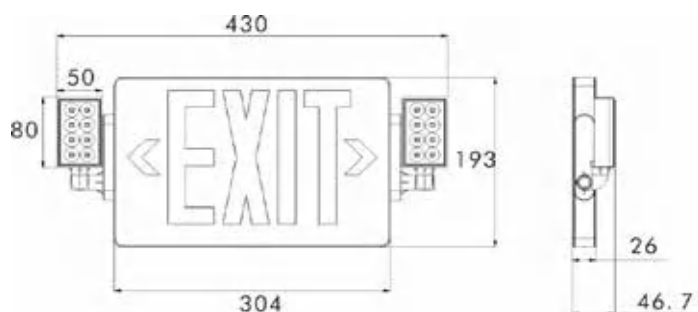


Ultra Slim LED Exit Sign / Emergency Light Combo

Catalog number	ZQUSCLED-R
The AC voltage	120V-277V / 60Hz
Input power	2 W
AC charging current	32 mA
Discharge time	≥ 90mins
Charging time	24h
Luminous flux(AC)	5 lm
Color temperature(AC)	1001K
Luminous flux(DC)	≥ 100 lm
Color temperature(DC)	≥ 5000K
Packing information	44x46x18cm 6pcs/Ctn 6.9/5.9kgs

Features:

- Injection-molded thermoplastic ABS housing, UL 94V-0 flame rating.
- Innovative, easy installation in minutes.
- Ultrathin thin Combo.
- Letters 6 height with 3/4 stroke.
- Single or double face(universal) Universal J-box mounting pattern.
- 120V-277VAC Universal voltage operation.
- Ultra bright RED LEDs.
- Built-in 3.6V 1000mAh Ni-MH battery for minimum 90 minutes emergency operation.
- Maximum 24 hours for full recharge time.
- Test switch and charge indicator.
- UL and cULus listed.
- 0°C to 40°C indoor damp location listed.

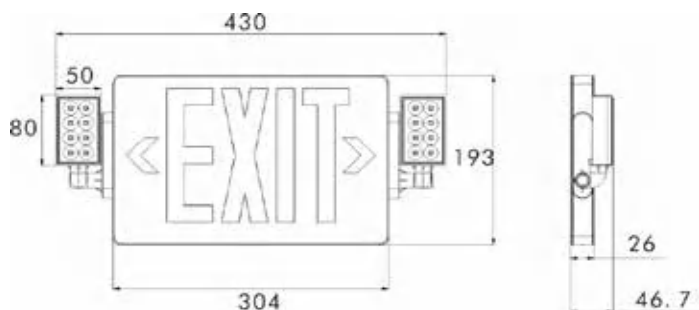


Ultra Slim LED Exit Sign / Emergency Light Combo

Catalog number	ZQUSCLED-G
The AC voltage	120V-277V / 60Hz
Input power	2 W
AC charging current	32 mA
Discharge time	≥ 90mins
Charging time	24h
Luminous flux(AC)	5 lm
Color temperature(AC)	1001K
Luminous flux(DC)	≥ 100 lm
Color temperature(DC)	≥ 5000K
Packing information	44x46x18cm 6pcs/Ctn 6.9/5.9kgs

Features:

- Injection-molded thermoplastic ABS housing, UL 94V-0 flame rating.
- Innovative, easy installation in minutes.
- Ultrathin thin Combo.
- Letters 6 height with 3/4 stroke.
- Single or double face(universal) Universal J-box mounting pattern.
- 120V-277VAC Universal voltage operation.
- Ultra bright GREEN LEDs.
- Built-in 3.6V 1000mAh Ni-MH battery for minimum 90 minutes emergency operation.
- Maximum 24 hours for full recharge time.
- Test switch and charge indicator.
- UL and cULus listed.
- 0°C to 40°C indoor damp location listed.

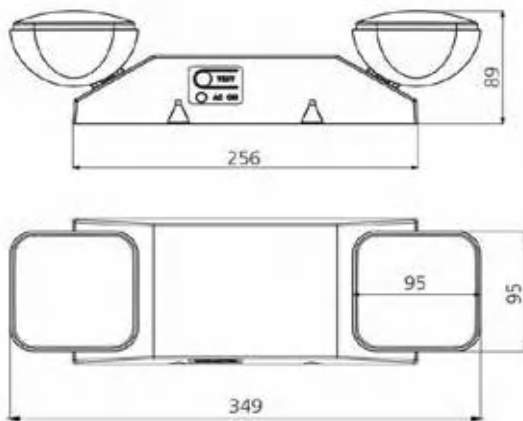


Dual Head Emergency Light

Catalog number	ZQDHE9L
Voltage	120V/277V/60Hz
Input power	2.4 W
Battery	3.6V 600mAh Nickel cadmium
LED	2x8pcs 2835 SMT
Discharge time	≥ 90mins
Luminous flux	≥ 150 lm
Color temperature	6000K-6500K
Packing information	41x33x24cm 6pcs/Ctn 4.8/4.0kgs

Features:

- Injection-molded thermoplastic ABS housing, UL 94V-0 flame rating.
- Innovative, easy installation in minutes.
- Suitable for wall mount applications.
- 120V/277VAC Dual voltage operation.
- Low profile 2x8pcs ultra bright 2835 SMT LED lamp for emergency mode.
- Built-in 3.6V 600mAh Nickel cadmium battery for minimum 90 minutes emergency operation.
- Maximum 24 hours for full recharge time.
- Test switch and charge indicator.
- UL and cULus listed.
- 0°C to 40°C indoor damp location listed.



Lamp Holders



ZQCLS

Material: Plastic

Application: These lamp holders are mounted on octagon boxes or raised rings where a convenience light is needed.

Advantages: These lamp holders have a quick and easy installation in any location.

Field Names: Light sockets, convenience socket, keyless lampholder, keyless socket.

Catalog Number	Description	Std.Pkg.
ZQCLS	<p>These lamp sockets are installed to safely attach a light bulb to an electric current enabling the light bulb to illuminate, below is the details:</p> <ol style="list-style-type: none"> 1, 250V, 660W 2, Aluminum screw shell with Aluminum screw shell with rubber housing, Copper contact 3, With 6" long #14AWG leads 4, Lampholder Type: Keyless 5, Light Type: Incandescent 6, Feature: Weatherproof 	10Pcs

LED - Please contact us for the details if you like them



LED BULB



LIGHTING STRING



LIGHT CAGE



WORK LIGHT



CORN LED LIGHT



LED TEMPLIGHTS

Clips

Wire Basket Tray Clip

•Application: Attaches wire basket tray to strut without additional hardware.

•Material: Spring Steel

Item	Wire	Pkg.
ZQKBT	3/16-5/16"	100



Angle Purlin Clip

•Application: Angle flange clip for wire or chain suspensions from Z purlins.

•Material: Spring Steel

Item	Hole Size	Flange	Pkg.
ZQAF14	1/4"	1/16"-1/4"	100



Cable/Conduit Clip

•Application:

Supports conduit to rod, wire or flange.

•Material: Spring Steel

Item	Supports Conduit			Pkg.
	EMT	Rigid	MC/AC	
ZQKX	14-2 to 12-3 MC/AC Cable			100
ZQK8	1/2"	1/2"	12-3	100
ZQK12	1/2", 3/4"	1/2", 3/4"	/	100
ZQK16	3/4", 1"	1/2", 3/4"	/	100
ZQK20	1", 1-1/4"	3/4", 1"	/	100



Vertical Purlin Clip

•Application: Provides an attachment for Link assemblies, wire, S-hooks, or chain from purlin and bar joist.

•Material: Spring Steel

Item	Hole Size	Flange	Pkg.
ZQVF14	1/4"	1/16"-1/4"	100



Multi-Function Clip

•Application: Provides attachment of conduit and boxes.

•Material: Spring Steel

Item	Style	Rod	Flange	Pkg.
ZQ4Z34	1/4"Hole	1/4"	1/8"-3/8"	100
ZQ4Z34S	1/4"Screw	1/4"	1/8"-3/8"	100
ZQ6Z34	1/4"Hole	5/16", 3/8"	3/8"-7/16"	100
ZQ6Z34S	1/4"Screw	5/16", 3/8"	3/8"-7/16"	100
ZQ8Z34	1/4"Hole	1/2", 5/8"	/	100
ZQ8Z34S	1/4"Screw	1/2", 5/8"	/	100



Cable / Conduit to Wire Clip

•Application: Supports cable and conduit without bending drop wire.

•Material: Spring Steel

Item	Description	Pkg.
ZQPCS1	14-2 to 10-3 MC/AC, 0.45"-0.6" OD, #8-#12 Wire	100
ZAPCS2	1/2", 3/4" EMT, 10-3 to 6-3 MC/AC 0.601"-0.9" OD, #8-#12 Wire	100



Brackets and Clips

Rod Angle Brackets

- Application: Angle brackets are used to mount a variety of hangers overhead when field conditions require a 90° angle.
- Material: Steel

Item	Description	Pkg.
ZQAB14	1/4" and 1/4" hole	100
ZQAB38	1/4" and 3/8" hole	100



Z Purlin Clip

- Application: Hammer-on clip compensates for angle of purlin.
- Material: Spring Steel

Item	Hole Size	Flange	Pkg.
ZQ122	1/4"	1/16" Max	100



MC/AC Cable to Metal Stud Clip

- Application: Easily attaches MC or AC to metal stud.
- Material: Spring Steel

Item	Description	Pkg.
ZQMCS	14-2 to 12-3 MC/AC	100



Side-Mount T-Grid Clip

- Application: Clips on acoustical tee bar providing a threaded hole for securing conduit, boxes, or bridle rings.
- Material: Spring Steel

Item	Description	Pkg.
ZQATS4I	1/4" Hole, Threaded	100



MC/AC Cable to Stud Clip

- Application: Snaps into place on metal stud and beam flange.
- Material: Spring Steel

Item	Description	Pkg.
ZQMAC2	1/8" Max Flange, 14-2 to 10-3 MC/AC	100



Stud-Mount Snap-In Conduit Supports

- Application: Screw on conduit supports securely attach EMT conduit or MC/AC flexible metal cable parallel to wood and metal studs
- Material: Spring steel

Catalog Number	For Conduit	Used With	Std. Pkg.
ZQCS16	1/2" & 3/4"	1-1/2" Deep Box	100
ZQCS812	1/2" & 3/4"	2-1/8" Deep Box	100
ZQCS812D	1"	2-1/8" Deep Box	100



Twist Clip with Wing Nuts

- Application: Fast, easy and secure twist-on installation.
- Material: Spring Steel

Item	Description	Pkg.
ZQ4G16	15/16" T-Grid	100



Twist Clip with 90° Plain Hole

- Application: Provides an attachment for speed link assemblies, Wire, S-hooks, or chain from T-Grid.
- Material: Spring Steel

Item	Description	Pkg.
ZQ4G16H	1/4" Hole, 1/16" Max Flange, 15/16" T-Grid	100



Flange Clips

•Application:

Spring steel thread impression hammer on beam clamps are used to suspend boxes, fixtures and bridle rings to beam flanges.



Flange Clip - Side Mount

•Material:Spring steel

Catalog Number	Flange Thickness	Hole Size	Load Capacity	Std. Pkg.
ZQHOK4	3/32-9/64"	1/4"	160 LBS	100
ZQHOK24	1/8-1/4"			100
ZQHOK58	5/16-1/2"		200 LBS	100
ZQHOK912	9/16-3/4"			100



Hammer-on Beam Flange Clip

•Material:Spring steel

Catalog Number	Flange Thickness	Hole Size	Std. Pkg.
ZQM24	1/8-1/4"	1/4-20	100
ZQM58	5/16-1/2"	1/4-20	100
ZQM912	9/16-3/4"	1/4-20	100



with 1/4-20 Threaded Stud

Hammer-on Beam Flange Clip with 1/4-20 Threaded Stud

•Material:Spring steel

Catalog Number	Flange Thickness	Hole Size	Std. Pkg.
ZQM24S	1/8-1/4"	1/4-20	100
ZQM58S	5/16-1/2"	1/4-20	100
ZQM912S	9/16-3/4"	1/4-20	100

Spring Steel Beam Clamp-Light Duty



•Application:

10-24 & 1/4-20 back and bottom with additional 3/8" clear hole, for lihgt-duty loads.

•Material: Spring steel

Catalog Number	Jaw Size	Std. Pkg.
ZQSSBC	3/4"	100

Pipe Sleeve Positioner



•Application:

Used to position pipe sleeves and prevent movement during concrete pours.

•Material: Spring steel

Catalog Number	Std.Pkg.
ZQPSP	100

Strap Hanger for Angle Purlin



- Application:**
Strap Hanger for Angle Purlin. Compensates angle of purlin.
- Material:** Steel

Catalog Number	Description	Std. Pkg.
ZQMSR-122	1-1/4" max strap width , 3/32" max flange thickness	100



Catalog Number	Description	Std. Pkg.
ZQMSS-122	1-1/4" max strap width , 3/32" max flange thickness	100

MSR 90 Strap Hanger with Flange Clip



- Application:**
Suspends straps parallel to beams.
- Material:** Steel

Catalog Number	Description	Std. Pkg.
ZQMSR-HOK24	1-1/4" max strap width, 1/8"-1/4" flange	100
ZQMSR-HOK58	1-1/4" max strap width, 5/16"-1/2" flange	100
ZQMSR-HOK912	1-1/4" max strap width, 9/16"-3/4" flange	100



Catalog Number	Description	Std. Pkg.
ZQMSS-HOK24	1-1/4" max strap width, 1/8"-1/4" flange	100
ZQMSS-HOK58	1-1/4" max strap width, 5/16"-1/2" flange	100
ZQMSS-HOK912	1-1/4" max strap width, 9/16"-3/4" flange	100

Thread Install Rod Hanger



- Application:**
Supports wire or rod from block or concrete walls.
- Material:** Steel

Catalog Number	Description	Std. Pkg.
ZQ4TI	1/4" threaded and 1/4" plain	100
ZQ6TI	3/8" threaded and 1/4" plain	100
ZQ6T	3/8" plain and 1/4" plain	100

Rod to Angle Purlin Clip



•Application:

Used to support 1/4" and 3/8" threaded rod from purlin beam flanges 1/16" thru 1/4" thick.

•Material: Steel

Catalog Number	Description	Std. Pkg.
ZQAF14 -6TI	3/8" Hole, Threaded, 1/16"-1/4" Flange	100
ZQAF14- 4TI	1/4" Hole, Threaded, 1/16"-1/4" Flange	100
ZQAF14- 6T	3/8" Hole, Plain, 1/16"-1/4" Flange	100

Hammer-On Beam Clamp with Threaded Rod



•Application: Hammer on rod hanger/beam clamp assemblies are used to suspend #8 wires or 1/4" all threaded rod from overhead mountings and have a clearance hole for 1/4 inch bolts.

•Material: Steel

Catalog Number	Description	Std. Pkg.
ZQ4TI-HOK24	1/4" hole, threaded, 1/8"-1/4" flange	100
ZQ4TI-HOK58	1/4" hole, threaded, 5/16"-1/2" flange	100
ZQ 4TI-HOK912	1/4" hole, threaded, 9/16"-3/4" flange	100

Thread Install Rod Hanger with Angela Bucket



•Application: Threaded rod support brackets are used to suspend #8 wires, and 1/4" plain or threaded rods from wood or metal overhead structures

•Material: Steel

Catalog Number	Description	Std. Pkg.
ZQ4TI-AB14	1/4" threaded and 1/4" plain	100
ZQ6TI-AB14	3/8" threaded and 1/4" plain	100

TI/T Rod to Z Purplin Clip



•Application:

Hammer-on clip compensates for angle of purlin.

•Material: Steel

Catalog Number	Description	Std. Pkg.
ZQ Z122-4TI	1/4" threaded, 1/16"-1/4" flange	100
ZQ Z122-6T	3/8" plain, 1/16"-1/4" flange	100
ZQ Z122-6TI	3/8" threaded, 1/16"-1/4" flange	100

Push-In Conduit Hangers



•Application:

Used to secure EMT conduit in surface mount applications. Hangers may also be used in conjunction with beam clamps and other structural fasteners.

•Material:Steel

Catalog Number	Description	Std. Pkg.
ZQ8P	1/2" EMT Conduit, 9/32" rod size	100
ZQ12P	3/4" EMT Conduit, 9/32" rod size	100
ZQ16P	1" EMT Conduit, 9/32" rod size	100

Hammer On Clamp (Side Mount with Push-In Clamp)



•Material:Steel

Catalog Number	Description	Std. Pkg.
ZQ8P-HOK24	1/2" EMT Conduit, 1/8"-1/4" flange	100
ZQ8P-HOK58	1/2" EMT Conduit, 5/16"-1/2" flange	100
ZQ8P-HOK912	1/2" EMT Conduit, 9/16"-3/4" flange	100
ZQ12P-HOK24	3/4" EMT Conduit and 1/2" Rigid conduit, 1/8"-1/4" flange	100
ZQ12P-HOK58	3/4" EMT Conduit and 1/2" Rigid conduit, 5/16"-1/2" flange	100
ZQ12P-HOK912	3/4" EMT Conduit and 1/2" Rigid conduit, 9/16"-3/4" flange	100
ZQ16P-HOK24	1" EMT Conduit and 3/4" Rigid conduit, 1/8"-1/4" flange	100
ZQ16P-HOK58	1" EMT Conduit and 3/4" Rigid conduit, 5/16"-1/2" flange	100
ZQ16P-HOK912	1" EMT Conduit and 3/4" Rigid conduit, 9/16"-3/4" flange	100

Hammer on Flange Clip (Bottom Mount with Push-In Clamp)



•Material:Steel

Catalog Number	Description	Std. Pkg.
ZQ8P-M24	1/2" EMT Conduit, 1/8"-1/4" flange	100
ZQ8P-M58	1/2" EMT Conduit, 5/16"-1/2" flange	100
ZQ8P-M912	1/2" EMT Conduit, 9/16"-3/4" flange	100
ZQ12P-M24	3/4" EMT Conduit and 1/2" Rigid conduit, 1/8"-1/4" flange	100
ZQ12P-M58	3/4" EMT Conduit and 1/2" Rigid conduit, 5/16"-1/2" flange	100
ZQ12P-M912	3/4" EMT Conduit and 1/2" Rigid conduit, 9/16"-3/4" flange	100
ZQ16P-M24	1" EMT Conduit and 3/4" Rigid conduit, 1/8"-1/4" flange	100
ZQ16P-M58	1" EMT Conduit and 3/4" Rigid conduit, 5/16"-1/2" flange	100
ZQ16P-M912	1" EMT Conduit and 3/4" Rigid conduit, 9/16"-3/4" flange	100

Push-In Conduit Hangers / T-Grid Clip



•Application:

Push-in conduit hangers with t-grid clip snap on the top edge of acoustical ceiling T-bar grid and provide a means of support for EMT conduit above the ceiling tiles.

•Material: Steel

Catalog Number	Description	Std. Pkg.
ZQ8P-ATS	1/2" EMT Conduit	100
ZQ12P-ATS	3/4" EMT Conduit	100
ZQ16P-ATS	1" EMT Conduit	100

Push-In Conduit Hangers / Rod or Wire Clip



•Application:

Push-in conduit hangers with rod/wire clip are used to support conduits from threaded rod or wire that is hanging from structural members.

•Material: Steel

Catalog Number	Description	Std. Pkg.
ZQ4Z34-8P	1/2" EMT Conduit, 1/4" rod size	100
ZQ6Z34-8P	1/2" EMT Conduit, 5/16" and 3/8" rod size	100
ZQ8Z34-8P	1/2" EMT Conduit, 1/2" and 5/8" rod size	100
ZQ4Z34-12P	3/4" EMT Conduit, 1/4" rod size	100
ZQ6Z34-12P	3/4" EMT Conduit, 5/16" and 3/8" rod size	100
ZQ8Z34-12P	3/4" EMT Conduit, 1/2" and 5/8" rod size	100
ZQ4Z34-16P	1" EMT Conduit, 1/4" rod size	100
ZQ6Z34-16P	1" EMT Conduit, 5/16" and 3/8" rod size	100
ZQ8Z34-16P	1" EMT Conduit, 1/2" and 5/8" rod size	100

Snap-Lock Conduit Hangers

•Application:

These conduit hangers are used to install EMT conduits and can be paired with a beam clamp to be installed both horizontally and vertically.

•Material: Steel



Catalog Number	Description	Std. Pkg.
ZQ6M4I	3/8" flexible conduit size, threaded hole	100
ZQ812M4I	1/2" and 3/4" for EMT and Rigid conduit size, threaded hole	100
ZQ16M4I	3/4" and 1" for EMT and Rigid conduit size, threaded hole	100
ZQ20M4I	1-1/4" EMT conduit and 1-1/4" rigid conduit, threaded hole	100
ZQ24M4I	1-1/2" EMT conduit and 1-1/2" rigid conduit, threaded hole	100
ZQ32M4I	2" EMT conduit and 2" rigid conduit, threaded hole	100
ZQ6M	3/8" flexible conduit size, plain hole, threaded hole	100
ZQ812M	1/2" and 3/4" for EMT and Rigid conduit size, plain hole	100
ZQ16M	3/4" and 1" for EMT and Rigid conduit size, plain hole	100
ZQ20M	1-1/4" EMT conduit and 1-1/4" rigid conduit, plain hole	100
ZQ24M	1-1/2" EMT conduit and 1-1/2" rigid conduit, plain hole	100
ZQ32M	2" EMT conduit and 2" rigid conduit, plain hole	100

MF-M Conduit to Stud Attachment



- Application:**
Fasten to stud with screw for additional support.
- Material:** Steel

Catalog Number	Description	Std. Pkg.
ZQ6MF	3/8" flexible conduit size	100
ZQ812MF	1/2" 3/4" EMT conduit size	100
ZQ16MF	3/4" 1" EMT conduit size	100
ZQ20MF	1-1/4" EMT conduit size	100

Conduit to Stud



- Application:**
Permits positioning of conduit anywhere on metal or wood stud, regardless of stud size.
- Material:** Steel

Catalog Number	Description	Std. Pkg.
ZQ350-812M	1/2" and 3/4" EMT conduit size	100

Conduit to Z Purplin Clip



- Application:**
Permits positioning of conduit anywhere on metal or wood stud, regardless of stud size.
- Material:** Steel

Catalog Number	Description	Std. Pkg.
ZQ122-812M	1/2 and 3/4" EMT, 0.06"-0.1"flange	100

Drop-Rod Snap-Lock Conduit Hangers



- Application:**
Snap-in conduit hangers with rod/wire clip are used to support conduits from threaded rod or wire that is hanging from structural members.
- Material:** Steel

Catalog Number	Description	Std.Pkg.
ZQ4Z34-812M	1/2"and 3/4"for EMT and Rigid conduit size,1/4"rod size	100
ZQ6Z34-812M	1/2"and 3/4"for EMT and Rigid conduit size,5/16"and 3/8"rod size	100
ZQ8Z34-812M	1/2"and 3/4"for EMT and Rigid conduit size,1/2"and 5/8"rod size	100
ZQ4Z34-16M	3/4"and 1"for EMT and Rigid conduit size,1/4"rod size	100
ZQ6Z34-16M	3/4"and 1"for EMT and Rigid conduit size,5/16"and 3/8"rod size	100
ZQ8Z34-16M	3/4"and 1"for EMT and Rigid conduit size,1/2"and 5/8"rod size	100
ZQ4Z34-6M	3/8"rigid conduit and 3/8"flexible conduit,1/4"rod size	100
ZQ6Z34-6M	3/8"rigid conduit and 3/8"flexible conduit,5/16"and 3/8"rod size	100
ZQ8Z34-6M	3/8"rigid conduit and 3/8"flexible conduit,1/2"and 5/8"rod size	100

Hammer On Clamp (Side Mount with Closed Clamp)

•Application:

Snap-lock conduit hanger/edge clip hammer-on assemblies are used when EMT or Rigid conduits must be supported below a structural beam.

•Material: Spring steel



Catalog Number	Conduit Size	Flange Thickness	STD.PKG.
ZQ6M-HOK24	3/8"	1/8"-1/4"	50
ZQ6M-HOK58	3/8"	5/16"-1/2"	50
ZQ6M-HOK912	3/8"	9/16"-3/4"	50
ZQ812M-HOK24	1/2" or 3/4"	1/8"-1/4"	50
ZQ812M-HOK58	1/2" or 3/4"	5/16"-1/2"	50
ZQ812M-HOK912	1/2" or 3/4"	9/16"-3/4"	50
ZQ16M-HOK24	1"	1/8"-1/4"	50
ZQ16M-HOK58	1"	5/16"-1/2"	50
ZQ16M-HOK912	1"	9/16"-3/4"	50
ZQ20M-HOK24	1-1/4"	1/8"-1/4"	50
ZQ20M-HOK58	1-1/4"	5/16"-1/2"	50
ZQ20M-HOK912	1-1/4"	9/16"-3/4"	50
ZQ24M-HOK24	1-1/2"	1/8"-1/4"	50
ZQ24M-HOK58	1-1/2"	5/16"-1/2"	50
ZQ24M-HOK912	1-1/2"	9/16"-3/4"	50
ZQ32M-HOK24	2"	1/8"-1/4"	50
ZQ32M-HOK58	2"	5/16"-1/2"	50
ZQ32M-HOK912	2"	9/16"-3/4"	50

Hammer on Flange Clip (Bottom Mount with Snap Close Clamp)

•Application:

Snap-lock conduit hanger/edge clip hammer-on assemblies are used when EMT or Rigid conduits must be supported below a structural beam.

•Material: Spring steel



Catalog Number	Conduit Size	Flange Thickness	STD.PKG.
ZQ6M-M24	3/8"	1/8"-1/4"	50
ZQ6M-M58	3/8"	5/16"-1/2"	50
ZQ6M-M912	3/8"	9/16"-3/4"	50
ZQ812M-M24	1/2" or 3/4"	1/8"-1/4"	50
ZQ812M-M58	1/2" or 3/4"	5/16"-1/2"	50
ZQ812M-M912	1/2" or 3/4"	9/16"-3/4"	50
ZQ16M-M24	1"	1/8"-1/4"	50
ZQ16M-M58	1"	5/16"-1/2"	50
ZQ16M-M912	1"	9/16"-3/4"	50
ZQ20M-M24	1-1/4"	1/8"-1/4"	50
ZQ20M-M58	1-1/4"	5/16"-1/2"	50
ZQ20M-M912	1-1/4"	9/16"-3/4"	50
ZQ24M-M24	1-1/2"	1/8"-1/4"	50
ZQ24M-M58	1-1/2"	5/16"-1/2"	50
ZQ24M-M912	1-1/2"	9/16"-3/4"	50
ZQ32M-M24	2"	1/8"-1/4"	50
ZQ32M-M58	2"	5/16"-1/2"	50
ZQ32M-M912	2"	9/16"-3/4"	50

Snap-Lock Conduit Hangers / Beam Clamp(Side Mount)



- Application:**
Snap-Lock Conduit Hangers are attached to an angle bracket that accommodates multiple mounting methods.
- Material:** Spring steel

Catalog Number	Description	Std. Pkg.
ZQ6M-ATA	14-2 to 12-3 MC/AC cable size, 3/8" flexible conduit size	100
ZQ812M-ATA	14-2 to 12-3 ,1/2" and 3/4" EMT conduit size	100

Rod / Wire to Flange Clip



- Application:**
Requires only a hammer to install.
- Material:** Spring steel

Catalog Number	Description	Std. Pkg.
ZQ6A-HOK24	1/4" rod size, 1/8"-1/4" flange	100
ZQ6A-HOK58	1/4" rod size, 5/16"-1/2" flange	100
ZQ6A-HOK912	1/4" rod size, 9/16"-3/4" flange	100

Rod / Wire to Flange Clip



- Application:**
Supports non-metallic sheathed cable with ground wire.
- Material:** Spring steel

Catalog Number	Description	Std. Pkg.
ZQRMX-HOK24	NM cable to flange clip, 1/8"-1/4" flange	100
ZQRMX-HOK58	NM cable to flange clip, 5/16"-1/2" flange	100
ZQRMX-HOK912	NM cable to flange clip, 9/16"-3/4" flange	100

Snap-On Nail Plate



- Application:**
Protects electrical and mechanical installation through studs.
- Material:** Steel

Catalog Number	Description	Std. Pkg.
ZQZSSP	3 1/8" x 1 1/2"	100

Box / Conduit Hanger



ZQ812MB18A
ZQ16MB18A



ZQ812MB18S



ZQ812MB184Z34

•Application:

One assembly provides support for horizontal electrical box or conduit from threaded rod

•Material: Steel

•UL File No: E538483(ZQ812MB18S not UL listed)

Catalog Number	Description	Std.Pkg
ZQ812MB18A	1/2",3/4"EMT Box/Conduit Hanger, 1/4"Hole	25
ZQ16MB18A	1" EMT Box/Conduit Hanger, 1/4" Hole	25
ZQ812MB18S	Hanger for 1/2-3/4"EMT with stud	25
ZQ812MB184Z34	Hanger with conduit clip and rod/wire Clip,for 1/2 or 3/4"EMT and #12 wire thru 1/4"rod	25

Heavy Duty T-Grid Bracket



ZQ512HD



ZQ512HDXT



•Application: These 24 in snap on heavy duty T-bar brackets are used on ceiling grid for box positioning. These brackets have multipleslots that allow versatile positioning on standard or revealed ceiling tiles.

•Material: Steel

•UL File No: E538483(ZQ512HDXT not UL listed)

Catalog Number	Description	Std.Pkg
ZQ512HD	This 24" Heavy Duty T-Grid Bracket is used with boxes that are 1-1/2" or 2-1/8" deep	25
ZQ512HDEEP	Heavy Duty T-Grid Box Hanger, Mounting Clip, Extension Bracket	25
ZQ512HDXT	Extension Bracket for Heavy Duty T-Grid Box Hanger	50

24" Long Ceiling Bracket



ZQBHT1



ZQBHT1A

•Application:

These fixed-length, box bar hangers are used on metal or wood studs for box positioning in walls and ceilings. They are also used to mount boxes on ceiling "T-bar" grid and other structural members.

•Material: Steel

•UL File No: E538483

Catalog Number	Description	Std.Pkg
ZQBHT1	24" ceiling grid T-bar bracket used with boxes 1-1/2" or 2-1/8" deep	50
ZQBHT1A	24" ceiling grid T-bar bracket, used with boxes 1-1/2" or 2-1/8" deep extension	50

Steel EMT Set Screw Connectors

•Application:

These insulated electrical connectors are used in dry locations to bond EMT thinwall conduits to electrical junction boxes or enclosures.

•Material: Zinc plated steel



Non-Insulated



Insulated



Non-Insulated Catalog Number	Insulated Catalog Number	Trade Size	Inner Pack	Master Pack
ZQSSCN-50	ZQSSCN-50I	1/2"	50	500
ZQSSCN-75	ZQSSCN-75I	3/4"	25	250
ZQSSCN-100	ZQSSCN-100I	1"	50	200
ZQSSCN-125	ZQSSCN-125I	1-1/4"	25	100
ZQSSCN-150	ZQSSCN-150I	1-1/2"	10	100
ZQSSCN-200	ZQSSCN-200I	2"	5	50
ZQSSCN-250	ZQSSCN-250I	2-1/2"	/	12
ZQSSCN-300	ZQSSCN-300I	3"	/	12
ZQSSCN-350	ZQSSCN-350I	3-1/2"	/	6
ZQSSCN-400	ZQSSCN-400I	4"	/	6

Steel EMT Set Screw Couplings

•Application:

These electrical couplings are used in dry locations to connect the ends of two EMT thinwall conduits together to extend the raceway. This steel set-screw couplings provide concrete-tight connections when taped and properly secured with the included set-screws.

•Material: Zinc plated steel



Size 1/2" - 1"



Size 1-1/4" - 4"



Catalog Number	Trade Size	Inner Pack	Master Pack
ZQSSCP-50	1/2"	50	500
ZQSSCP-75	3/4"	25	250
ZQSSCP-100	1"	50	200
ZQSSCP-125	1-1/4"	25	100
ZQSSCP-150	1-1/2"	10	100
ZQSSCP-200	2"	5	50
ZQSSCP-250	2-1/2"	/	12
ZQSSCP-300	3"	/	12
ZQSSCP-350	3-1/2"	/	6
ZQSSCP-400	4"	/	6

Steel EMT Compression Connectors

•Application:

These uninsulated compression connectors are used to bond EMT thinwall conduits to electrical junction boxes or enclosures.

•Material: Zinc plated steel



Non-Insulated



Insulated



Non-Insulated Catalog Number	Insulated Catalog Number	Trade Size	Inner Pack	Master Pack
ZQCCN-50	ZQCCN-50I	1/2"	50	500
ZQCCN-75	ZQCCN-75I	3/4"	25	250
ZQCCN-100	ZQCCN-100I	1"	50	200
ZQCCN-125	ZQCCN-125I	1-1/4"	25	100
ZQCCN-150	ZQCCN-150I	1-1/2"	10	40
ZQCCN-200	ZQCCN-200I	2"	5	20
ZQCCN-250	ZQCCN-250I	2-1/2"	/	12
ZQCCN-300	ZQCCN-300I	3"	/	12
ZQCCN-350	ZQCCN-350I	3-1/2"	/	6
ZQCCN-400	ZQCCN-400I	4"	/	6

Steel EMT Compression Couplings

•Application:

These compression couplings are used to connect the ends of two EMT thinwall conduits together to extend the electrical raceway. This steel compression couplings provide concrete tight connections when taped and are rated for electrical applications above 600 volts.

•Material: Zinc plated steel



Catalog Number	Trade Size	Inner Pack	Master Pack
ZQCCP-50	1/2"	50	500
ZQCCP-75	3/4"	25	250
ZQCCP-100	1"	50	200
ZQCCP-125	1-1/4"	25	100
ZQCCP-150	1-1/2"	10	40
ZQCCP-200	2"	5	20
ZQCCP-250	2-1/2"	/	12
ZQCCP-300	3"	/	12
ZQCCP-350	3-1/2"	/	6
ZQCCP-400	4"	/	6

Steel EMT Raintight Compression Connectors

•Application:

These uninsulated compression connectors are used to bond EMT thinwall conduits to electrical junction boxes or enclosures.

•Material: Zinc plated steel



Non-Insulated



Insulated



Non-Insulated Catalog Number	Insulated Catalog Number	Trade Size	Inner Pack	Master Pack
ZQCCNR-50	ZQCCNR-50I	1/2"	50	500
ZQCCNR-75	ZQCCNR-75I	3/4"	25	250
ZQCCNR-100	ZQCCNR-100I	1"	20	200
ZQCCNR-125	ZQCCNR-125I	1-1/4"	10	100
ZQCCNR-150	ZQCCNR-150I	1-1/2"	10	100
ZQCCNR-200	ZQCCNR-200I	2"	5	50
ZQCCNR-250	ZQCCNR-250I	2-1/2"	/	8
ZQCCNR-300	ZQCCNR-300I	3"	/	6
ZQCCNR-350	ZQCCNR-350I	3-1/2"	/	4
ZQCCNR-400	ZQCCNR-400I	4"	/	4

Steel EMT Raintight Compression Couplings

•Application:

These compression couplings are used to connect the ends of two EMT thinwall conduits together to extend the electrical raceway. This steel compression couplings provide concrete tight connections when taped and are rated for electrical applications above 600 volts.

•Material: Zinc plated steel



Catalog Number	Trade Size	Inner Pack	Master Pack
ZQCCPR-50	1/2"	50	500
ZQCCPR-75	3/4"	25	250
ZQCCPR-100	1"	20	200
ZQCCPR-125	1-1/4"	10	100
ZQCCPR-150	1-1/2"	10	100
ZQCCPR-200	2"	5	50
ZQCCPR-250	2-1/2"	/	8
ZQCCPR-300	3"	/	6
ZQCCPR-350	3-1/2"	/	4
ZQCCPR-400	4"	/	4

Steel EMT Compression Space Saver

•Application:

Affords additional wiring room in junction boxes, Excellent for low voltage applications.

•Material: Zinc plated steel



Size 1/2"- 1"



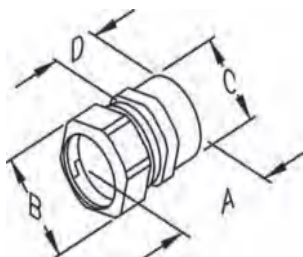
Size 1-1/4"- 1"

Catalog Number	Trade Size	KO Size	Std. Pkg.
ZQCSSC50	1/2"	1/2"	370
ZQCSSC75	3/4"	3/4"	250
ZQCSSC100	1"	1"	165
ZQCSSC50-A	1/2"	1/2"	432
ZQCSSC75-A	3/4"	3/4"	270
ZQCSSC100-A	1"	1"	180

Steel EMT Compression to Threaded Rigid Coupling

•Application: To join EMT to Rigid or IMC.

•Material: Zinc plated steel

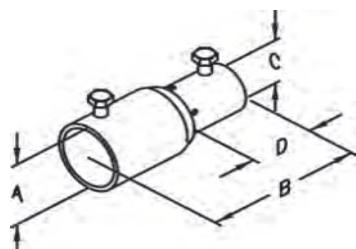


Catalog Number	Trade Size	Dim A	Dim B	Dim C	Dim D	Master Pack
ZQERC50	1/2"	1.31	1.13	0.88	0.69	350
ZQERC75	3/4"	1.44	1.38	1.13	0.75	200
ZQERC100	1"	1.50	1.69	1.38	0.94	110

Steel EMT Compression to Threaded Rigid Coupling

•Application: To join EMT to Rigid or IMC

•Material: Zinc plated steel



Catalog Number	Trade Size	Dim A	Dim B	Dim C	Dim D	Master Pack
ZQERSS50	1/2"	1.00	2.38	0.88	0.94	350
ZQERSS75	3/4"	1.25	2.81	1.13	1.13	200
ZQERSS100	1"	1.50	3.00	1.38	1.19	110

Steel Bushing for Rigid Conduit · IMC · EMT

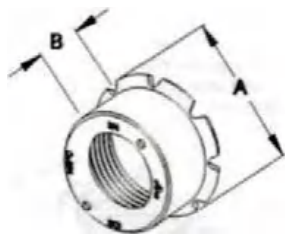
•Application:

Eliminates the use of the locknut and solves the problem of not enough thread left to engage the bushing after installing the locknut.

•Material:

Body -Zinc plated steel

Insuliner- Plastic



Catalog Number	Trade Size	KO Size	Dim A	Dim B	Master Pack
ZQBRC-50ST	1/2"	1/2"	1.13	0.63	50
ZQBRC-75ST	3/4"	3/4"	1.44	0.69	50
ZQBRC-100ST	1"	1"	1.75	0.81	50

45° and 90° EMT Conduit Elbows

•Application:

Used to connect steel EMT conduits together allowing 45 degree and 90 degree bends.

•Material: Zinc plated steel



45° EMT Elbow

90° EMT Elbow



45° EMT Elbow Catalog Number	90° EMT Elbow Catalog Number	Trade Size	Std. Pkg.
ZQEMT-5045	ZQEMT-5090	1/2"	50
ZQEMT-7545	ZQEMT-7590	3/4"	50
ZQEMT-10045	ZQEMT-10090	1"	20
ZQEMT-12545	ZQEMT-12590	1-1/4"	20
ZQEMT-15045	ZQEMT-15090	1-1/2"	15
ZQEMT-20045	ZQEMT-20090	2"	10
ZQEMT-25045	ZQEMT-25090	2-1/2"	5
ZQEMT-30045	ZQEMT-30090	3"	1
ZQEMT-35045	ZQEMT-35090	3-1/2"	1
ZQEMT-40045	ZQEMT-40090	4"	1

Steel One-Hole Straps and Two-Hole Straps for EMT

•Application: Snap on type for EMT conduit

•Advantage: This zinc plated steel construction provides mechanical protection for the conduits strap. The one-hole conduit strap design allows the installer to easily position the strap before mounting pipes on walls.

•Material: Zinc plated steel

Picture	Catalog Number	Trade Size	Dim A	Dim B	Dim C	Std. Pkg.
One Hole Straps						
	ZQOHS-50	1/2"	1.75	0.69	0.56	50
	ZQOHS-75	3/4"	2.00	1.00	0.63	50
	ZQOHS-100	1"	2.19	1.06	0.75	25
	ZQOHS-125	1-1/4"	2.88	1.56	0.88	25
	ZQOHS-150	1-1/2"	3.13	1.75	1.00	25
	ZQOHS-200	2"	3.88	1.18	1.13	25
	ZQOHS-250	2-1/2"	4.94	2.81	1.25	10
	ZQOHS-300	3"	5.56	3.44	1.25	10
	ZQOHS-350	3-1/2"	6.25	3.88	1.25	10
	ZQOHS-400	4"	6.81	4.38	1.25	10
Two Hole Straps						
	ZQTHS-50	1/2"	2.30	0.81	0.56	50
	ZQTHS-75	3/4"	2.69	1.00	0.63	50
	ZQTHS-100	1"	3.00	1.19	0.69	25
	ZQTHS-125	1-1/4"	3.63	1.56	0.75	25
	ZQTHS-150	1-1/2"	4.25	1.75	0.88	25
	ZQTHS-200	2"	4.75	2.31	1.00	25
	ZQTHS-250	2-1/2"	6.00	2.88	1.00	25
	ZQTHS-300	3"	6.44	3.44	1.00	10
	ZQTHS-350	3-1/2"	7.31	3.94	1.00	10
	ZQTHS-400	4"	7.88	4.44	1.00	10



EMT Compression Connectors - Zinc Die Cast

•Application:

These compression connectors are used in dry locations to bond EMT thinwall conduits to electrical junction boxes or enclosures.

•Material: Zinc die cast



Non-Insulated



Insulated



Non-Insulated Catalog Number	Insulated Catalog Number	Trade Size	Inner Pack	Master Pack
ZQCCNZ-50	ZQCCNZ-50I	1/2"	50	500
ZQCCNZ-75	ZQCCNZ-75I	3/4"	25	250
ZQCCNZ-100	ZQCCNZ-100I	1"	20	200
ZQCCNZ-125	ZQCCNZ-125I	1- 1/4"	/	25
ZQCCNZ-150	ZQCCNZ-150I	1- 1/2"	/	20
ZQCCNZ-200	ZQCCNZ-200I	2"	/	15
ZQCCNZ-250	ZQCCNZ-250I	2- 1/2"	/	12
ZQCCNZ-300	ZQCCNZ-300I	3"	/	12
ZQCCNZ-400	ZQCCNZ-400I	4"	/	6

EMT Compression Coupling - Zinc Die Cast

•Application:

These electrical compression couplings are used to connect the ends of two EMT thinwall conduits together to extend the electrical raceway.

•Material: Zinc die cast



Catalog Number	Trade Size	Inner Pack	Master Pack
ZQCCPZ-50	1/2"	50	500
ZQCCPZ-75	3/4"	25	250
ZQCCPZ-100	1"	20	200
ZQCCPZ-125	1- 1/4"	/	25
ZQCCPZ-150	1- 1/2"	/	20
ZQCCPZ-200	2"	/	15
ZQCCPZ-250	2- 1/2"	/	12
ZQCCPZ-300	3"	/	12
ZQCCPZ-400	4"	/	6

EMT 90° Connectors Set Screw Type - EMT to EMT - Inside Corner - Zinc Die Cast

•Application:

These 90°inside corner couplings are used to change the direction of EMT conduit runs in any direction by 90 degrees. They are ideal for continuing the conduit run in tight spaces and areas where bending the conduit is not possible.

•Material: Zinc die cast



Catalog Number	Trade Size	Inner Pack	Master Pack
ZQSSETEZ-50	1/2"	10	100
ZQSSETEZ-75	3/4"	5	50

EMT Set Screw Connector - Zinc Die Cast

•Application:

These set-screw connectors are used in dry locations to bond EMT thinwall conduits to electrical junction boxes or enclosures.

•Material: Zinc die cast



Non-Insulated



Insulated



Non-Insulated Catalog Number	Insulated Catalog Number	Trade Size	Inner Pack	Master Pack
ZQSSCNZ-50	ZQSSCNZ-50I	1/2"	50	500
ZQSSCNZ-75	ZQSSCNZ-75I	3/4"	25	250
ZQSSCNZ-100	ZQSSCNZ-100I	1"	20	200
ZQSSCNZ-125	ZQSSCNZ-125I	1- 1/4"	/	25
ZQSSCNZ-150	ZQSSCNZ-150I	1- 1/2"	/	20
ZQSSCNZ-200	ZQSSCNZ-200I	2"	/	15
ZQSSCNZ-250	ZQSSCNZ-250I	2- 1/2"	/	12
ZQSSCNZ-300	ZQSSCNZ-300I	3"	/	12
ZQSSCNZ-400	ZQSSCNZ-400I	4"	/	6

EMT Set Screw Coupling - Zinc Die Cast

•Application:

These set-screw couplings are used in dry locations to connect the ends of two EMT thinwall conduits together.

•Material: Zinc die cast



Catalog Number	Trade Size	Inner Pack	Master Pack
ZQSSCPZ-50	1/2"	50	500
ZQSSCPZ-75	3/4"	25	250
ZQSSCPZ-100	1"	20	200
ZQSSCPZ-125	1- 1/4"	/	25
ZQSSCPZ-150	1- 1/2"	/	20
ZQSSCPZ-200	2"	/	15
ZQSSCPZ-250	2- 1/2"	/	12
ZQSSCPZ-300	3"	/	12
ZQSSCPZ-400	4"	/	6

EMT Drive Straps Flat Type - Steel

•Application:

- Indoor or outdoor use
- To secure EMT conduit to a wood or masonry surface

•Material: Steel



Catalog Number	Trade Size	Inner Pack	Master Pack
ZQNS-50	1/2"	100	1000
ZQNS-75	3/4"	100	1000
ZQNS-100	1"	100	1000

Combination Couplings Set Screw Type - EMT to BX - Zinc Die Cast

•Application:

- Indoor use only
- Use to join 1/2" EMT to 3/8" BX Cable

•Material: Zinc die cast



Catalog Number	Trade Size	Inner Pack	Master Pack
ZQSSETBZ-50	1/2"	25	250

Set Screw to Clamp Type - EMT to Flex - Zinc Die Cast

•Application:

- Indoor use only
- Use to join EMT conduit to flexible metallic conduit

•Material: Zinc die cast



Catalog Number	Trade Size	Inner Pack	Master Pack
ZQSSETFZ-50	1/2"	25	250
ZQSSETFZ-75	3/4"	10	100
ZQSSETFZ-100	1"	5	50

90° Pull Elbows Set Screw Type - EMT to Box - Zinc Die Cast

•Application:

These set-screw EMT pull elbows are used when 90° turns are needed in conduits and when wires must be pulled through elbows before making the turn into the electrical junction box or enclosure.

•Material: Zinc die cast



Catalog Number	Trade Size	Inner Pack	Master Pack
ZQPEETBZ-50	1/2"	10	100
ZQPEETBZ-75	3/4"	5	50

90° Pull Elbows EMT and Rigid Combo to Box - Zinc Die Cast

•Application:

These pull elbows are used to bond threaded rigid or IMC conduit to form 90° turns in conduit running to electrical junction boxes or enclosures.

•Material: Zinc die cast



Catalog Number	Trade Size	Inner Pack	Master Pack
ZQPECTBZ-50	1/2"	10	100
ZQPECTBZ-75	3/4"	5	50

90° Pull Elbows EMT and Rigid Combo - Zinc Die Cast

•Application:

These pull elbows are used to bond threaded rigid or IMC conduit to form 90° turns in conduit running to electrical junction boxes or enclosures.

•Material: Zinc die cast



Catalog Number	Trade Size	Inner Pack	Master Pack
ZQPEERCZ-50	1/2"	10	100
ZQPEERCZ-75	3/4"	5	50
ZQPEERCZ-100	1"	/	25

90° Pull Elbows Set Screw Type - EMT to EMT - Zinc Die Cast

•Application:

These set-screw EMT pull elbows are used when 90° turns are needed in conduits and when wires must be pulled through elbows before making the turn. Their removable gasket and cover allow for wires to be pulled and fed back into pipes at a 90° angle or turn.

•Material: Zinc die cast



Catalog Number	Trade Size	Inner Pack	Master Pack
ZQPEETEZ-50	1/2"	10	100
ZQPEETEZ-75	3/4"	5	50
ZQPEETEZ-100	1"	/	25
ZQPEETEZ-125	1- 1/4"	/	20

EMT Offset Connectors Set Screw Type - EMT to Box - Zinc Die Cast

•Application:

These offset connectors are used when electricians need to change the direction or slightly change the elevation of EMT conduits entering boxes or enclosures.

•Material: Zinc die cast



Catalog Number	Trade Size	Inner Pack	Master Pack
ZQSSOFFZ-50	1/2"	10	100
ZQSSOFFZ-75	3/4"	10	100

Compression Type - EMT to Box - Zinc Die Cast

•Application:

These offset connectors are used when electricians need to change the direction or slightly change the elevation of EMT conduits entering boxes or enclosures.

•Material: Zinc die cast



Catalog Number	Trade Size	Inner Pack	Master Pack
ZQCOFFZ-50	1/2"	20	200
ZQCOFFZ-75	3/4"	10	100

Rigid Connectors-Compression Type - Steel

Application:

- Dry location only
- Use to join unthreaded Rigid or IMC conduit to steel outlet box or metal enclosure

Material: Steel



Non-Insulated Catalog Number	Insulated Catalog Number	Trade Size	Inner Pack	Master Pack
ZQRT-50	ZQRT-50I	1/2"	20	200
ZQRT-75	ZQRT-75I	3/4"	10	100
ZQRT-100	ZQRT-100I	1"	5	50
ZQRT-125	ZQRT-125I	1- 1/4"	5	50
ZQRT-150	ZQRT-150I	1- 1/2"	/	12
ZQRT-200	ZQRT-200I	2"	/	12



Rigid Couplings-Compression Type - Steel

Application:

- Dry location only
- Use to join two lengths unthreaded Rigid or IMC conduit

Material: Steel



Catalog Number	Trade Size	Inner Pack	Master Pack
ZQRTC-50	1/2"	10	100
ZQRTC-75	3/4"	10	100
ZQRTC-100	1"	5	50
ZQRTC-125	1- 1/4"	5	50
ZQRTC-150	1- 1/2"	/	12
ZQRTC-200	2"	/	5



Rigid Watertight Hubs-Insulated Throat - Zinc Die Cast

Application:

- Indoor or outdoor use
- Use to connect Rigid or IMC conduit to a load center or other metal enclosure where a watertight joint is required at knockouts or slip-fit holes

Material: Zinc die cast



Catalog Number	Trade Size	Inner Pack	Master Pack
ZQWTHZ-50I	1/2"	25	250
ZQWTHZ-75I	3/4"	10	100
ZQWTHZ-100I	1"	10	100
ZQWTHZ-125I	1- 1/4"	/	20
ZQWTHZ-150I	1- 1/2"	/	20
ZQWTHZ-200I	2"	/	20
ZQWTHZ-250I	2-1/2"	/	2
ZQWTHZ-300I	3"	/	2
ZQWTHZ-400I	4"	/	1



Rigid Watertight Hubs-With Bonding Screw - Zinc Die Cast

•Application:

- Indoor or outdoor use
- Use to connect Rigid or IMC conduit to a load center or other metal enclosure where a watertight joint is required at knockouts or slip-fit holes

•Material: Zinc die cast



Catalog Number	Trade Size	Inner Pack	Master Pack
ZQWTHSZ-50I	1/2"	25	250
ZQWTHSZ-75I	3/4"	10	100
ZQWTHSZ-100I	1"	10	100
ZQWTHSZ-125I	1- 1/4"	/	20
ZQWTHSZ-150I	1- 1/2"	/	20
ZQWTHSZ-200I	2"	/	20
ZQWTHSZ-250I	2-1/2"	/	2
ZQWTHSZ-300I	3"	/	2
ZQWTHSZ-400I	4"	/	1

Rigid Conduit Nipples-Zinc Die Cast

•Application:

- Serves as a short raceway between enclosures

•Material: Zinc die cast

Non-Insulated



Insulated



Non-Insulated Catalog Number	Insulated Catalog Number	Trade Size	Inner Pack	Master Pack
ZQCNZ-50	ZQCNZ-50I	1/2"	100	1000
ZQCNZ-75	ZQCNZ-75I	3/4"	50	500
ZQCNZ-100	ZQCNZ-100I	1"	25	250
ZQCNZ-125	ZQCNZ-125I	1- 1/4"	25	250
ZQCNZ-150	ZQCNZ-150I	1- 1/2"	10	100
ZQCNZ-200	ZQCNZ-200I	2"	/	40
ZQCNZ-250	ZQCNZ-250I	2-1/2"	/	40
ZQCNZ-300	ZQCNZ-300I	3"	/	40
ZQCNZ-400	ZQCNZ-400I	4"	/	20

Rigid Conduit Bushings-Zinc Die Cast

•Application:

- Indoor or outdoor use

•Material: Zinc die cast

- Use with locknut to terminate threaded Rigid or IMC conduit to an outlet box

Non-Insulated



Insulated



Non-Insulated Catalog Number	Insulated Catalog Number	Trade Size	Inner Pack	Master Pack
ZQRCBZ-50	ZQRCBZ-50I	1/2"	100	1000
ZQRCBZ-75	ZQRCBZ-75I	3/4"	100	1000
ZQRCBZ-100	ZQRCBZ-100I	1"	50	500
ZQRCBZ-125	ZQRCBZ-125I	1- 1/4"	25	250
ZQRCBZ-150	ZQRCBZ-150I	1- 1/2"	25	250
ZQRCBZ-200	ZQRCBZ-200I	2"	10	100
ZQRCBZ-250	ZQRCBZ-250I	2-1/2"	10	100
ZQRCBZ-300	ZQRCBZ-300I	3"	/	10
ZQRCBZ-400	ZQRCBZ-400I	4"	/	10

Rigid Offset Nipples-3/4" Offset - Zinc Die Cast

•Application:

- Indoor or outdoor use
- Use as an offset connector between two enclosures
- Offsets the axis of the raceways by 3/4"

•Material: Zinc die cast



Catalog Number	Trade Size	Inner Pack	Master Pack
ZQOCNZ-50	1/2"	10	100
ZQOCNZ-75	3/4"	10	100
ZQOCNZ-100	1"	10	100
ZQOCNZ-125	1- 1/4"	5	50
ZQOCNZ-150	1- 1/2"	5	50
ZQOCNZ-200	2"	/	20

Rigid Locknuts- Zinc Die Cast

•Application:

- Affixes Rigid conduit to an electrical box or other metal enclosure
- To connect externally threaded conduit connector to a threadless opening in a box or enclosure

•Material: Zinc die cast



Catalog Number	Trade Size	Inner Pack	Master Pack
ZQLNZ-50	1/2"	100	2000
ZQLNZ-75	3/4"	100	1000
ZQLNZ-100	1"	100	1000
ZQLNZ-125	1- 1/4"	50	500
ZQLNZ-150	1- 1/2"	50	500
ZQLNZ-200	2"	25	250
ZQLNZ-250	2-1/2"	5	50
ZQLNZ-300	3"	5	50
ZQLNZ-400	4"	/	25

Grounding Locknuts- Steel



Catalog Number	Trade Size	Inner Pack	Master Pack
ZQLNSG-50	1/2"	100	1000
ZQLNSG-75	3/4"	100	1000
ZQLNSG-100	1"	50	500
ZQLNSG-125	1- 1/4"	50	500
ZQLNSG-150	1- 1/2"	25	250
ZQLNSG-200	2"	20	200
ZQLNSG-250	2-1/2"	/	25
ZQLNSG-300	3"	/	25
ZQLNSG-350	3-1/2"	/	25
ZQLNSG-400	4"	/	25

Conduit Nipples-Galvanized Steel

•Application:

These rigid conduit nipples are used with threaded rigid and IMC conduits to connect fixtures to electrical boxes and enclosures or are used with locknuts to connect two junction boxes.

•Material: Galvanized steel

1/2"



ZQRN SERIES

ZQRN SERIES CLOSE

Catalog Number	Length	Std. Pkg.
ZQRN50C	Close	25
ZQRN50150	1-1/2"	25
ZQRN50200	2"	25
ZQRN50300	3"	25
ZQRN50400	4"	25
ZQRN50500	5"	25
ZQRN50600	6"	25
ZQRN50800	8"	25
ZQRN501000	10"	25
ZQRN501200	12"	25



3/4"

Catalog Number	Length	Std. Pkg.
ZQRN75C	Close	25
ZQRN75150	1-1/2"	25
ZQRN75200	2"	25
ZQRN75300	3"	25
ZQRN75400	4"	25
ZQRN75500	5"	25
ZQRN75600	6"	25
ZQRN75800	8"	25
ZQRN751000	10"	25
ZQRN751200	12"	25

1"

Catalog Number	Length	Std. Pkg.
ZQRN100C	Close	25
ZQRN100200	2"	25
ZQRN100300	3"	25
ZQRN100400	4"	25
ZQRN100500	5"	25
ZQRN100600	6"	25
ZQRN100800	8"	25
ZQRN1001000	10"	25
ZQRN1001200	12"	25

1-1/4"

Catalog Number	Length	Std. Pkg.
ZQRN125C	Close	25
ZQRN125200	2"	25
ZQRN125300	3"	25
ZQRN125400	4"	25
ZQRN125500	5"	25
ZQRN125600	6"	25
ZQRN125800	8"	25
ZQRN1251000	10"	25
ZQRN1251200	12"	25

1-1/2"

Catalog Number	Length	Std. Pkg.
ZQRN150C	Close	25
ZQRN150200	2"	25
ZQRN150300	3"	25
ZQRN150400	4"	25
ZQRN150500	5"	25
ZQRN150600	6"	25
ZQRN150800	8"	25
ZQRN1501000	10"	25
ZQRN1501200	12"	25

2"

Catalog Number	Length	Std. Pkg.
ZQRN200C	Close	25
ZQRN200300	3"	25
ZQRN200400	4"	25
ZQRN200500	5"	25
ZQRN200600	6"	25
ZQRN200800	8"	12
ZQRN2001000	10"	10
ZQRN2001200	12"	10

2-1/2"

Catalog Number	Length	Std. Pkg.
ZQRN250C	Close	10
ZQRN250300	3"	10
ZQRN250400	4"	10
ZQRN250500	5"	10
ZQRN250600	6"	10
ZQRN250800	8"	10
ZQRN2501000	10"	5
ZQRN2501200	12"	5

3"

Catalog Number	Length	Std. Pkg.
ZQRN300C	Close	10
ZQRN300300	3"	10
ZQRN300400	4"	10
ZQRN300500	5"	10
ZQRN300600	6"	10
ZQRN300800	8"	5
ZQRN3001000	10"	5
ZQRN3001200	12"	1

3-1/2"

Catalog Number	Length	Std. Pkg.
ZQRN350C	Close	10
ZQRN350400	4"	6
ZQRN350500	5"	5
ZQRN350600	6"	3
ZQRN350800	8"	3
ZQRN3501000	10"	3
ZQRN3501200	12"	1

4"

Catalog Number	Length	Std. Pkg.
ZQRN400C	Close	10
ZQRN400400	4"	6
ZQRN400500	5"	5
ZQRN400600	6"	5
ZQRN400800	8"	3
ZQRN4001000	10"	3
ZQRN4001200	12"	1

Malleable Iron Conduit Bushings for Threaded Rigid Conduit • IMC

•Application:

These grounding bushings are used to provide a means of grounding rigid or IMC conduits.

•Material: Malleable Iron



Non-Insulated



Insulated



Threadless Insulated



Catalog Number	Trade Size	Inner Pack	Master Pack
ZQMGB-50	1/2"	/	100
ZQMGB-75	3/4"	/	50
ZQMGB-100	1"	/	50
ZQMGB-125	1-1/4"	/	25
ZQMGB-150	1-1/2"	/	25
ZQMGB-200	2"	/	10
ZQMGB-250	2-1/2"	/	10
ZQMGB-300	3"	/	10
ZQMGB-350	3-1/2"	/	10
ZQMGB-400	4"	/	10
ZQMGB-500	5"	/	5
ZQMGB-600	6"	/	5

Catalog Number	Trade Size	Inner Pack	Master Pack
ZQMGB-50I	1/2"	/	100
ZQMGB-75I	3/4"	/	50
ZQMGB-100I	1"	/	50
ZQMGB-125I	1-1/4"	/	25
ZQMGB-150I	1-1/2"	/	25
ZQMGB-200I	2"	/	10
ZQMGB-250I	2-1/2"	/	10
ZQMGB-300I	3"	/	10
ZQMGB-350I	3-1/2"	/	10
ZQMGB-400I	4"	/	10
ZQMGB-500I	5"	/	5
ZQMGB-600I	6"	/	5

Catalog Number	Trade Size	Inner Pack	Master Pack
ZQMGBF-50I	1/2"	/	100
ZQMGBF-75I	3/4"	/	50
ZQMGBF-100I	1"	/	50
ZQMGBF-125I	1-1/4"	/	25
ZQMGBF-150I	1-1/2"	/	25
ZQMGBF-200I	2"	/	10
ZQMGBF-250I	2-1/2"	/	10
ZQMGBF-300I	3"	/	10
ZQMGBF-350I	3-1/2"	/	10
ZQMGBF-400I	4"	/	10
ZQMGBF-500I	5"	/	5
ZQMGBF-600I	6"	/	5

Malleable Iron Conduit Bushings with Lug for Threaded and Threadless Rigid or IMC Conduit

•Application:

These threaded and threadless grounding bushings are used to provide a means of grounding rigid or IMC conduits.

•Material:

Body - Malleable iron

Lug - Aluminum / Copper



with Aluminum Lug



with Copper Lug



Threaded Type Catalog Number		Threadless Type Catalog Number		Trade Size	Lug Size	Inner Pack	Master Pack
With Aluminum Lug	With Copper	With Aluminum Lug	With Copper				
ZQMGBAL-50I	ZQMGBCL-50I	ZQMGBTAL-50I	ZQMGBTCL-50I	1/2"	4-14	/	100
ZQMGBAL-75I	ZQMGBCL-75I	ZQMGBTAL-75I	ZQMGBTCL-75I	3/4"	4-14	/	50
ZQMGBAL-100I	ZQMGBCL-100I	ZQMGBTAL-100I	ZQMGBTCL-100I	1"	4-14	/	50
ZQMGBAL-125-1I	ZQMGBCL-125-1I	ZQMGBTAL-125-1I	ZQMGBTCL-125-1I	1-1/4"	4-14	/	25
ZQMGBAL-125-2I	ZQMGBCL-125-2I	ZQMGBTAL-125-2I	ZQMGBTCL-125-2I	1-1/4"	1/0-8	/	25
ZQMGBAL-150-1I	ZQMGBCL-150-1I	ZQMGBTAL-150-1I	ZQMGBTCL-150-1I	1-1/2"	4-14	/	25
ZQMGBAL-150-2I	ZQMGBCL-150-2I	ZQMGBTAL-150-2I	ZQMGBTCL-150-2I	1-1/2"	1/0-8	/	25
ZQMGBAL-200-1I	ZQMGBCL-200-1I	ZQMGBTAL-200-1I	ZQMGBTCL-200-1I	2"	4-14	/	10
ZQMGBAL-200-2I	ZQMGBCL-200-2I	ZQMGBTAL-200-2I	ZQMGBTCL-200-2I	2"	1/0-8	/	10
ZQMGBAL-250-1I	ZQMGBCL-250-1I	ZQMGBTAL-250-1I	ZQMGBTCL-250-1I	2-1/2"	1/0-8	/	10
ZQMGBAL-250-2I	ZQMGBCL-250-2I	ZQMGBTAL-250-2I	ZQMGBTCL-250-2I	2-1/2"	3/0-6	/	10
ZQMGBAL-250-3I	ZQMGBCL-250-3I	ZQMGBTAL-250-3I	ZQMGBTCL-250-3I	2-1/2"	250MCM-6	/	10
ZQMGBAL-300-1I	ZQMGBCL-300-1I	ZQMGBTAL-300-1I	ZQMGBTCL-300-1I	3"	1/0-8	/	10
ZQMGBAL-300-2I	ZQMGBCL-300-2I	ZQMGBTAL-300-2I	ZQMGBTCL-300-2I	3"	3/0-6	/	10
ZQMGBAL-300-3I	ZQMGBCL-300-3I	ZQMGBTAL-300-3I	ZQMGBTCL-300-3I	3"	250MCM-6	/	10
ZQMGBAL-350-1I	ZQMGBCL-350-1I	ZQMGBTAL-350-1I	ZQMGBTCL-350-1I	3-1/2"	3/0-6	/	10
ZQMGBAL-350-2I	ZQMGBCL-350-2I	ZQMGBTAL-350-2I	ZQMGBTCL-350-2I	3-1/2"	250MCM-6	/	10
ZQMGBAL-400-1I	ZQMGBCL-400-1I	ZQMGBTAL-400-1I	ZQMGBTCL-400-1I	4"	3/0-6	/	10
ZQMGBAL-400-2I	ZQMGBCL-400-2I	ZQMGBTAL-400-2I	ZQMGBTCL-400-2I	4"	250MCM-6	/	10
ZQMGBAL-500-1I	ZQMGBCL-500-1I	ZQMGBTAL-500-1I	ZQMGBTCL-500-1I	5"	3/0-6	/	5
ZQMGBAL-500-2I	ZQMGBCL-500-2I	ZQMGBTAL-500-2I	ZQMGBTCL-500-2I	5"	250MCM-6	/	5
ZQMGBAL-600-1I	ZQMGBCL-600-1I	ZQMGBTAL-600-1I	ZQMGBTCL-600-1I	6"	3/0-6	/	5
ZQMGBAL-600-2I	ZQMGBCL-600-2I	ZQMGBTAL-600-2I	ZQMGBTCL-600-2I	6"	250MCM-6	/	5

Three piece Couplings for Rigid Conduit • IMC Malleable Iron

•Material: Malleable Iron



Catalog Number	Trade Size	Inner Pack	Master Pack
ZQ3PC-50	1/2"	/	25
ZQ3PC-75	3/4"	/	25
ZQ3PC-100	1"	/	20
ZQ3PC-125	1-1/4"	/	20
ZQ3PC-150	1-1/2"	/	10
ZQ3PC-200	2"	/	10
ZQ3PC-250	2-1/2"	/	2
ZQ3PC-300	3"	/	2
ZQ3PC-350	3-1/2"	/	1
ZQ3PC-400	4"	/	1
ZQ3PC-500	5"	/	1
ZQ3PC-600	6"	/	1

Split Couplings for Threaded Rigid Conduit • IMC Malleable Iron

•Material: Malleable Iron



1/2" and 3/4" furnished with one bolt

1" through 6" furnished with two bolts

Catalog Number	Trade Size	Inner Pack	Master Pack
ZQMSC-50	1/2"	/	100
ZQMSC-75	3/4"	/	100
ZQMSC-100	1"	/	50
ZQMSC-125	1-1/4"	/	50
ZQMSC-150	1-1/2"	/	25
ZQMSC-200	2"	/	25
ZQMSC-250	2-1/2"	/	25
ZQMSC-300	3"	/	25
ZQMSC-350	3-1/2"	/	20
ZQMSC-400	4"	/	10
ZQMSC-500	5"	/	1
ZQMSC-600	6"	/	1

Pull Elbows for Rigid Conduit • IMC

•Material: Malleable Iron



female to female

male to female

Female to Female Catalog Number	Male to Female Catalog Number	Trade Size	Inner Pack	Master Pack
ZQMFF-50	ZQMMF-50	1/2"	10	100
ZQMFF-75	ZQMMF-75	3/4"	5	50
ZQMFF-100	ZQMMF-100	1"	/	25
ZQMFF-125	ZQMMF-125	1-1/4"	/	20
ZQMFF-150	ZQMMF-150	1-1/2"	/	10
ZQMFF-200	ZQMMF-200	2"	/	5

Offset Conduit Nipples

•Application:

These offset nipples are used to connect two boxes or enclosures when knockouts are not in line. They offset the conduit connections by 3/4".

•Material: Malleable iron



Catalog Number	Trade Size	Inner Pack	Master Pack
ZQOCN-50	1/2"	10	100
ZQOCN-75	3/4"	10	100
ZQOCN-100	1"	5	50
ZQOCN-125	1-1/4"	5	50
ZQOCN-150	1-1/2"	5	50
ZQOCN-200	2"	/	10
ZQOCN-250	2-1/2"	/	10
ZQOCN-300	3"	/	10
ZQOCN-350	3-1/2"	/	5
ZQOCN-400	4"	/	5

Conduit Hubs with Insulated Throats for Threaded Rigid Conduit • IMC

•Material: Malleable Iron



Catalog Number	Trade Size	Inner Pack	Master Pack
ZQMHub-50	1/2"	/	25
ZQMHub-75	3/4"	/	25
ZQMHub-100	1"	/	5
ZQMHub-125	1-1/4"	/	5
ZQMHub-150	1-1/2"	/	2
ZQMHub-200	2"	/	1
ZQMHub-250	2-1/2"	/	1
ZQMHub-300	3"	/	1
ZQMHub-350	3-1/2"	/	1
ZQMHub-400	4"	/	1
ZQMHub-500	5"	/	1
ZQMHub-600	6"	/	1

Conduit Hubs with Insulated Throats for Threaded Rigid Conduit • IMC

•Material: Malleable Iron



Catalog Number	Trade Size	Inner Pack	Master Pack
ZQMCRCP-50	1/2"	25	125
ZQMCRCP-75	3/4"	20	100
ZQMCRCP-100	1"	10	50
ZQMCRCP-125	1-1/4"	5	25
ZQMCRCP-150	1-1/2"	5	25
ZQMCRCP-200	2"	2	10
ZQMCRCP-250	2-1/2"	2	10
ZQMCRCP-300	3"	1	5
ZQMCRCP-350	3-1/2"	1	5
ZQMCRCP-400	4"	1	5

Compression Rigid Connectors for Threadless Rigid Conduit • IMC • Malleable Iron

•Material: Malleable Iron



Non-Insulated



Insulated

Non-Insulated Catalog Number	Insulated Catalog Number	Trade Size	Inner pack	Master pack
ZQMCRcnt-50	ZQMCRcnt-50I	1/2"	50	250
ZQMCRcnt-75	ZQMCRcnt-75I	3/4"	25	125
ZQMCRcnt-100	ZQMCRcnt-100I	1"	10	50
ZQMCRcnt-125	ZQMCRcnt-125I	1-1/4"	10	50
ZQMCRcnt-150	ZQMCRcnt-150I	1-1/2"	5	25
ZQMCRcnt-200	ZQMCRcnt-200I	2"	5	25
ZQMCRcnt-250	ZQMCRcnt-250I	2-1/2"	2	10
ZQMCRcnt-300	ZQMCRcnt-300I	3"	1	5
ZQMCRcnt-350	ZQMCRcnt-350I	3-1/2"	1	5
ZQMCRcnt-400	ZQMCRcnt-400I	4"	1	5

Set Screw Rigid Connectors Threadless for Rigid Conduit • IMC Malleable Iron

•Material: Malleable Iron



Non-Insulated



Insulated

Non-Insulated Catalog Number	Insulated Catalog Number	Trade Size	Inner pack	Master pack
ZQMSSRCN-50	ZQMSSRCN-50I	1/2"	25	250
ZQMSSRCN-75	ZQMSSRCN-75I	3/4"	25	100
ZQMSSRCN-100	ZQMSSRCN-100I	1"	5	25
ZQMSSRCN-125	ZQMSSRCN-125I	1-1/4"	5	25
ZQMSSRCN-150	ZQMSSRCN-150I	1-1/2"	5	20
ZQMSSRCN-200	ZQMSSRCN-200I	2"	2	10
ZQMSSRCN-500	ZQMSSRCN-500I	5"	1	1
ZQMSSRCN-600	ZQMSSRCN-600I	6"	1	1

Conduit Nipples for Rigid Conduit • IMC Malleable Iron

•Material: Zinc Plated Steel



Non-Insulated



Insulated

Non-Insulated Catalog Number	Insulated Catalog Number	Trade Size	Inner pack	Master pack
ZQMN-50	ZQMN-50I	1/2"	/	100
ZQMN-75	ZQMN-75I	3/4"	/	100
ZQMN-100	ZQMN-100I	1"	/	50
ZQMN-125	ZQMN-125I	1-1/4"	/	25
ZQMN-150	ZQMN-150I	1-1/2"	/	25
ZQMN-200	ZQMN-200I	2"	/	25
ZQMN-250	ZQMN-250I	2-1/2"	/	15
ZQMN-300	ZQMN-300I	3"	/	10
ZQMN-350	ZQMN-350I	3-1/2"	/	10
ZQMN-400	ZQMN-400I	4"	/	10
ZQMN-500	ZQMN-500I	5"	/	5
ZQMN-600	ZQMN-600I	6"	/	5

Set Screw Rigid Couplings Threadless for Rigid Conduit • IMC Malleable Iron

•Material: Malleable Iron



1/2" to 2" with four set screws



5" to 6" with four set screws

Catalog Number	Trade Size	Inner Pack	Master Pack
ZQMSSCT-50	1/2"	20	100
ZQMSSCT-75	3/4"	20	100
ZQMSSCT-100	1"	5	50
ZQMSSCT-125	1-1/4"	5	25
ZQMSSCT-150	1-1/2"	5	20
ZQMSSCT-200	2"	2	10
ZQMSSCT-500	5"	/	1
ZQMSSCT-600	6"	/	1

Reducing Bushings



•Application:

These reducing bushings are used with threaded rigid or IMC conduits to reduce the size of female hubs in order to accommodate smaller sized conduits or male threaded hubs.

•Material: Zinc Plated Steel

Catalog Number	External Threads	Internal Threads	Std. Pkg.
ZQRB-5038	1/2"	3/8"	100
ZQRB-7550	3/4"	1/2"	50
ZQRB-10050	1"	1/2"	50
ZQRB-10075	1"	3/4"	50
ZQRB-12550	1-1/4"	1/2"	20
ZQRB-12575	1-1/4"	3/4"	20
ZQRB-125100	1-1/4"	1"	20
ZQRB-15050	1-1/2"	1/2"	10
ZQRB-15075	1-1/2"	3/4"	10
ZQRB-150100	1-1/2"	1"	10
ZQRB-150125	1-1/2"	1-1/4"	10
ZQRB-20050	2"	1/2"	10
ZQRB-20075	2"	3/4"	10
ZQRB-200100	2"	1"	10
ZQRB-200125	2"	1-1/4"	10
ZQRB-200150	2"	1-1/2"	10
ZQRB-25050	2-1/2"	1/2"	5
ZQRB-25075	2-1/2"	3/4"	5

Catalog Number	External Threads	Internal Threads	Std. Pkg.
ZQRB-250100	2-1/2"	1"	5
ZQRB-250125	2-1/2"	1-1/4"	5
ZQRB-250150	2-1/2"	1-1/2"	5
ZQRB-250200	2-1/2"	2"	5
ZQRB-300100	3"	1"	1
ZQRB-300125	3"	1-1/4"	1
ZQRB-300150	3"	1-1/2"	1
ZQRB-300200	3"	2"	1
ZQRB-300250	3"	2-1/2"	1
ZQRB-350200	3-1/2"	2"	1
ZQRB-350250	3-1/2"	2-1/2"	1
ZQRB-350300	3-1/2"	3"	1
ZQRB-400200	4"	2"	1
ZQRB-400250	4"	2-1/2"	1
ZQRB-400300	4"	3"	1
ZQRB-400350	4"	3-1/2"	1
ZQRB-500400	5"	4"	1
ZQRB-600500	6"	5"	1

One-Hole Rigid Conduit Straps

•Application:

These one-hole conduit straps are used in both wet and dry locations to mount rigid or IMC conduits.

•Material: Malleable iron



Catalog Number	Trade Size	Std. Pkg.
ZQOHSR-38M	3/8"	50
ZQOHSR-50M	1/2"	50
ZQOHSR-75M	3/4"	50
ZQOHSR-100M	1"	25
ZQOHSR-125M	1-1/4"	25
ZQOHSR-150M	1-1/2"	25
ZQOHSR-200M	2"	25
ZQOHSR-250M	2-1/2"	25
ZQOHSR-300M	3"	10
ZQOHSR-350M	3-1/2"	10
ZQOHSR-400M	4"	10
ZQOHSR-500M	5"	10
ZQOHSR-600M	6"	10

Clamp Back Spacers

•Application:

These clamp back spacers are used in wet and dry locations in conjunction with malleable rigid conduit straps to create space between the conduits and mounting surface.

•Material: Malleable iron



Catalog Number	Trade Size	Std. Pkg.
ZQCLB-50	1/2"	50
ZQCLB-75	3/4"	50
ZQCLB-100	1"	25
ZQCLB-125	1-1/4"	25
ZQCLB-150	1-1/2"	25
ZQCLB-200	2"	25
ZQCLB-250	2-1/2"	25
ZQCLB-300	3"	10
ZQCLB-350	3-1/2"	10
ZQCLB-400	4"	10
ZQCLB-500	5"	10
ZQCLB-600	6"	10

J Style for Beam Conduit Clamps

•Application:

These J-style conduit beam clamps are used with all types of metallic and flexible conduits.

•Material: Malleable iron



Catalog Number	Trade Size	Std. Pkg.
ZQMJC-50	1/2"	50
ZQMJC-75	3/4"	50
ZQMJC-100	1"	25

Threaded Couplings

•Application:

These threaded couplings are used to join two ends of threaded rigid conduits or IMC conduits together. They can also be used with chase nipples and connectors to bond threaded conduits to electrical junction boxes or enclosures.

•Material: Zinc plated steel



Catalog Number	Trade Size	Std. Pkg.
ZQRC-50	1/2"	100
ZQRC-75	3/4"	100
ZQRC-100	1"	50
ZQRC-125	1-1/4"	50
ZQRC-150	1-1/2"	25
ZQRC-200	2"	25
ZQRC-250	2-1/2"	25
ZQRC-300	3"	10
ZQRC-350	3-1/2"	10
ZQRC-400	4"	10

Parallel Beam Conduit Clamps

•Application:

These parallel-beam conduit clamps are used to mount EMT, rigid, or IMC conduits parallel to beam, channel and angle supports.

•Material: Malleable iron



Catalog Number	Trade Size	Std. Pkg.
ZQMPAR-50	1/2"	50
ZQMPAR-75	3/4"	50
ZQMPAR-100	1"	50
ZQMPAR-125	1-1/4"	50
ZQMPAR-150	1-1/2"	25
ZQMPAR-200	2"	25
ZQMPAR-250	2-1/2"	25
ZQMPAR-300	3"	10
ZQMPAR-350	3-1/2"	10
ZQMPAR-400	4"	10

Beam Edge Conduit Clamps

•Application:

These beam-edge conduit clamps are used to mount EMT, rigid, or IMC conduits parallel to beam, channel and angle supports.

•Material: Malleable iron



Catalog Number	Trade Size	Std. Pkg.
ZQMEDG-50	1/2"	50
ZQMEDG-75	3/4"	50
ZQMEDG-100	1"	25
ZQMEDG-125	1-1/4"	25
ZQMEDG-150	1-1/2"	25
ZQMEDG-200	2"	10
ZQMEDG-250	2-1/2"	10
ZQMEDG-300	3"	10

Right Angle Conduit Clamps

•Application:

These right-angle conduit clamps are used to mount EMT or rigid conduits across or perpendicular to beam, channel or angle supports.

•Material: Malleable iron



Catalog Number	Trade Size	Std. Pkg.
ZQRA-50	1/2"	50
ZQRA-100	1"	25
ZQRA-125	1-1/4"	25
ZQRA-150	1-1/2"	25
ZQRA-200	2"	10
ZQRA-250	2-1/2"	10
ZQRA-300	3"	10
ZQRA-350	3-1/2"	5
ZQRA-400	4"	5
ZQRA-500	5"	10
ZQRA-600	6"	10

U-Bolts for Rigid Conduit • IMC • EMT

•Application:

Designed to secure Rigid conduit, IMC, or EMT perpendicular to beam, channel and angle supports.

•Material: Zinc plated steel



Catalog Number	Trade Size	Inner pack	Master pack
ZQUB-50	1/2"	100	1000
ZQUB-75	3/4"	100	1000
ZQUB-100	1"	50	500
ZQUB-125	1-1/4"	25	250
ZQUB-150	1-1/2"	/	25
ZQUB-200	2"	/	25
ZQUB-250	2-1/2"	/	15
ZQUB-300	3"	/	10
ZQUB-350	3-1/2"	/	10
ZQUB-400	4"	/	10
ZQUB-500	5"	/	5
ZQUB-600	6"	/	5

45° and 90° Rigid Elbows

•Application:

These rigid elbows are used to connect rigid or IMC conduits together allowing 90 degree bends.

•Material: Zinc plated steel



45° rigid elbow



90° rigid elbow

45° RE Elbow Catalog Number	90° RE Elbow Catalog Number	Trade Size	Std. Pkg.
ZQRE-5045	ZQRE-5090	1/2"	50
ZQRE-7545	ZQRE-7590	3/4"	50
ZQRE-10045	ZQRE-10090	1"	20
ZQRE-12545	ZQRE-12590	1-1/4"	20
ZQRE-15045	ZQRE-15090	1-1/2"	15
ZQRE-20045	ZQRE-20090	2"	10
ZQRE-25045	ZQRE-25090	2-1/2"	5
ZQRE-30045	ZQRE-30090	3"	1
ZQRE-35045	ZQRE-35090	3-1/2"	1
ZQRE-40045	ZQRE-40090	4"	1



Single Gang FS and FD Cast Device Boxes--Malleable Iron



FS TYPE



FD TYPE



FSC TYPE



FDC TYPE

Catalog Number	Trade Size	Std. Pkg.
ZQFS-50	1/2"	24
ZQFS-75	3/4"	24
ZQFS-100	1"	24
ZQFD-50	1/2"	16
ZQFD-75	3/4"	16
ZQFD-100	1"	16
ZQFSC-50	1/2"	24
ZQFSC-75	3/4"	24
ZQFSC-100	1"	24
ZQFDC-50	1/2"	16
ZQFDC-75	3/4"	16
ZQFDC-100	1"	16

Double Gang FS and FD Cast Device Boxes--Malleable Iron



FS TYPE



FD TYPE



FSC TYPE



FDC TYPE

Catalog Number	Trade Size	Std. Pkg.
ZQFS12-50	1/2"	24
ZQFS12-75	3/4"	24
ZQFS12-100	1"	24
ZQFD12-50	1/2"	16
ZQFD12-75	3/4"	16
ZQFD12-100	1"	16
ZQFSC12-50	1/2"	24
ZQFSC12-75	3/4"	24
ZQFSC12-100	1"	24
ZQFDC12-50	1/2"	16
ZQFDC12-75	3/4"	16
ZQFDC12-100	1"	16

FS and FD Cast Device Box Covers and Gasket

•Feature:

Each cover comes with captive screws.

ZQFSFDCS1&ZQFSFDCA1 - Raintight if used with ZQFSFDCG1

•Material:

FSFDCS - Steel

FSFDCA - Aluminum

Gasket - Neoprene rubber



ZQFSFDCS1



ZQFSFDCS2



ZQFSFDCS3



ZQFSFDCS4



ZQFSFDCG1

Steel Catalog Number	Aluminum Catalog Number	Gasket Catalog Number	Std. Pkg.
ZQFSFDCS1	ZQFSFDCA1	ZQFSFDCG1	25
ZQFSFDCS2	ZQFSFDCA2	/	25
ZQFSFDCS3	ZQFSFDCA3	/	25
ZQFSFDCS4	ZQFSFDCA4	/	25

FS and FD Cast Device Box Covers and Gasket

•Feature:

Each cover individually bagged and supplied with screws.

ZQFSFDCM1 - Raintight if used with ZQFSFDCG1.

•Material:

Malleable iron


Gasket - Neoprene rubber



ZQFSFDCM1



ZQFSFDCM2



ZQFSFDCM3



ZQFSFDCG1

Malleable Iron Catalog Number	Malleable Iron Std. Pkg.	Gasket Catalog Number	Gasket Std. Pkg.
ZQFSFDCM1	90	ZQFSFDCG1	25
ZQFSFDCM2	60	/	/
ZQFSFDCM3	90	/	/

Double Gang FS and FD Stamped Steel Cast Device Box Covers and Gasket



ZQS1002



ZQS322



ZQS232



ZQS232-GFI



ZQS32232



ZQS32212



ZQGASK434

•Feature:

Each cover comes with captive screws.
ZQS1002 - Raintight if used with ZQGASK434

•Material:

Steel
Gasket - Neoprene rubber

Steel Catalog Number	Steel Std. Pkg.	Gasket Catalog Number	Gasket Std. Pkg.
ZQS1002	10	ZQGASK434	20
ZQS322	10	/	/
ZQS232	10	/	/
ZQS232-GFI	5	/	/
ZQS32232	10	/	/
ZQS32212	10	/	/

Double Gang FS and FD Stamped Steel Cast Device Box Covers and Gasket



ZQS1002G



ZQS322G



ZQGASK434

•Feature:

Each cover individually bagged and supplied with screws.
ZQS1002 - Raintight if used with ZQGASK434

•Material:

Malleable iron
Gasket - Neoprene rubber

Malleable Iron Catalog Number	Malleable Iron Std. Pkg.	Gasket Catalog Number	Gasket Std. Pkg.
ZQS1002G	5	ZQGASK434	20
ZQS322G	5	/	/

Straight Connectors — Non-Insulated or Insulated Throat

•Application:

These insulated straight connectors are used on flexible metallic liquid-tight conduits and Type-B flexible, nonmetallic, liquid-tight conduits. They are used to positively bond conduits to boxes or enclosures in both wet and damp locations.

•Material: Zinc Plated Malleable Iron



Non-Insulated w / AL Lug	Insulated w / AL Lug	Trade Size	Std. Pkg.
ZQLTC-38	ZQLTC-38I	3/8"	20
ZQLTC-50	ZQLTC-50I	1/2"	20
ZQLTC-75	ZQLTC-75I	3/4"	10
ZQLTC-100	ZQLTC-100I	1"	5
ZQLTC-125	ZQLTC-125I	1-1/4"	5
ZQLTC-150	ZQLTC-150I	1-1/2"	5
ZQLTC-200	ZQLTC-200I	2"	5
ZQLTC-250	ZQLTC-250I	2-1/2"	5
ZQLTC-300	ZQLTC-300I	3"	5
ZQLTC-350	ZQLTC-350I	3-1/2"	5
ZQLTC-400	ZQLTC-400I	4"	5



Straight Connectors with Grounding Lugs

Grounding Lug: Aluminum or Copper



Non-Insulated w / AL Lug	Insulated w / AL Lug	Non-Insulated w /CL Lug	Insulated w /CL Lug	Trade Size	Lug Size	Std. Pkg.
ZQLTCAL-38	ZQLTCAL-38I	ZQLTCCL-38	ZQLTCCL-38I	3/8"	4-14	20
ZQLTCAL-50	ZQLTCAL-50I	ZQLTCCL-50	ZQLTCCL-50I	1/2"	4-14	20
ZQLTCAL-75	ZQLTCAL-75I	ZQLTCCL-75	ZQLTCCL-75I	3/4"	4-14	10
ZQLTCAL-100	ZQLTCAL-100I	ZQLTCCL-100	ZQLTCCL-100I	1"	4-14	5
ZQLTCAL-125	ZQLTCAL-125I	ZQLTCCL-125	ZQLTCCL-125I	1-1/4"	4-14	5
ZQLTCAL-150	ZQLTCAL-150I	ZQLTCCL-150	ZQLTCCL-150I	1-1/2"	4-14	5
ZQLTCAL-200	ZQLTCAL-200I	ZQLTCCL-200	ZQLTCCL-200I	2"	4-14	5
ZQLTCAL-250	ZQLTCAL-250I	ZQLTCCL-250	ZQLTCCL-250I	2-1/2"	1/0-8	5
ZQLTCAL-300	ZQLTCAL-300I	ZQLTCCL-300	ZQLTCCL-300I	3"	1/0-8	5
ZQLTCAL-350	ZQLTCAL-350I	ZQLTCCL-350	ZQLTCCL-350I	3-1/2"	3/0-6	5
ZQLTCAL-400	ZQLTCAL-400I	ZQLTCCL-400	ZQLTCCL-400I	4"	3/0-6	5



45° Connectors—Non-Insulated or Insulated Throat

•Application:

These insulated 45 degree connectors are used on flexible metallic liquid-tight conduits and Type-B, flexible, nonmetallic, liquid-tight conduits. They are used to positively bond conduits to boxes or enclosures.

•Material: Zinc Plated Malleable Iron




Non-Insulated w / AL Lug	Insulated w / AL Lug	Trade Size	Std. Pkg.
ZQLTC-3845	ZQLTC-3845I	3/8"	20
ZQLTC-5045	ZQLTC-5045I	1/2"	20
ZQLTC-7545	ZQLTC-7545I	3/4"	10
ZQLTC-10045	ZQLTC-10045I	1"	5
ZQLTC-12545	ZQLTC-12545I	1-1/4"	5
ZQLTC-15045	ZQLTC-15045I	1-1/2"	5
ZQLTC-20045	ZQLTC-20045I	2"	5
ZQLTC-25045	ZQLTC-25045I	2-1/2"	5
ZQLTC-30045	ZQLTC-30045I	3"	5
ZQLTC-35045	ZQLTC-35045I	3-1/2"	5
ZQLTC-40045	ZQLTC-40045I	4"	5



45° Connectors with Grounding Lugs

Grounding Lug: Aluminum or Copper



Non-Insulated w / AL Lug	Insulated w / AL Lug	Non-Insulated w / CL Lug	Insulated w / CL Lug	Trade Size	Lug Size	Std. Pkg.
ZQLTCAL-3845	ZQLTCAL-3845I	ZQLTCCL-3845	ZQLTCCL-3845I	3/8"	4-14	20
ZQLTCAL-5045	ZQLTCAL-5045I	ZQLTCCL-5045	ZQLTCCL-5045I	1/2"	4-14	20
ZQLTCAL-7545	ZQLTCAL-7545I	ZQLTCCL-7545	ZQLTCCL-7545I	3/4"	4-14	10
ZQLTCAL-10045	ZQLTCAL-10045I	ZQLTCCL-10045	ZQLTCCL-10045I	1"	4-14	5
ZQLTCAL-12545	ZQLTCAL-12545I	ZQLTCCL-12545	ZQLTCCL-12545I	1-1/4"	4-14	5
ZQLTCAL-15045	ZQLTCAL-15045I	ZQLTCCL-15045	ZQLTCCL-15045I	1-1/2"	4-14	5
ZQLTCAL-20045	ZQLTCAL-20045I	ZQLTCCL-20045	ZQLTCCL-20045I	2"	4-14	5
ZQLTCAL-25045	ZQLTCAL-25045I	ZQLTCCL-25045	ZQLTCCL-25045I	2-1/2"	1/0-8	5
ZQLTCAL-30045	ZQLTCAL-30045I	ZQLTCCL-30045	ZQLTCCL-30045I	3"	1/0-8	5
ZQLTCAL-35045	ZQLTCAL-35045I	ZQLTCCL-35045	ZQLTCCL-35045I	3-1/2"	3/0-6	5
ZQLTCAL-40045	ZQLTCAL-40045I	ZQLTCCL-40045	ZQLTCCL-40045I	4"	3/0-6	5



90° Connectors—Non-Insulated or Insulated Throat

•Application:

These insulated 90° connectors are used on flexible, metallic, liquid-tight conduits and Type-B, flexible, nonmetallic, liquid-tight conduits. They are used to positively bond conduits to boxes or enclosures.

•Material: Zinc Plated Malleable Iron



Non-Insulated w/ AL Lug	Insulated w/ AL Lug	Trade Size	Std. Pkg.
ZQLTC-3890	ZQLTC-3890I	3/8"	20
ZQLTC-5090	ZQLTC-5090I	1/2"	20
ZQLTC-7590	ZQLTC-7590I	3/4"	10
ZQLTC-10090	ZQLTC-10090I	1"	5
ZQLTC-12590	ZQLTC-12590I	1-1/4"	5
ZQLTC-15090	ZQLTC-15090I	1-1/2"	5
ZQLTC-20090	ZQLTC-20090I	2"	5
ZQLTC-25090	ZQLTC-25090I	2-1/2"	5
ZQLTC-30090	ZQLTC-30090I	3"	5
ZQLTC-35090	ZQLTC-35090I	3-1/2"	5
ZQLTC-40090	ZQLTC-40090I	4"	5



90° Connectors with Grounding Lugs

Grounding Lug: Aluminum or Copper



Non-Insulated w/ AL Lug	Insulated w/ AL Lug	Non-Insulated w/CL Lug	Insulated w/CL Lug	Trade Size	Lug Size	Std. Pkg.
ZQLTCAL-3890	ZQLTCAL-3890I	ZQLTCCL-3890	ZQLTCCL-3890I	3/8"	4-14	20
ZQLTCAL-5090	ZQLTCAL-5090I	ZQLTCCL-5090	ZQLTCCL-5090I	1/2"	4-14	20
ZQLTCAL-7590	ZQLTCAL-7590I	ZQLTCCL-7590	ZQLTCCL-7590I	3/4"	4-14	10
ZQLTCAL-10090	ZQLTCAL-10090I	ZQLTCCL-10090	ZQLTCCL-10090I	1"	4-14	5
ZQLTCAL-12590	ZQLTCAL-12590I	ZQLTCCL-12590	ZQLTCCL-12590I	1-1/4"	4-14	5
ZQLTCAL-15090	ZQLTCAL-15090I	ZQLTCCL-15090	ZQLTCCL-15090I	1-1/2"	4-14	5
ZQLTCAL-20090	ZQLTCAL-20090I	ZQLTCCL-20090	ZQLTCCL-20090I	2"	4-14	5
ZQLTCAL-25090	ZQLTCAL-25090I	ZQLTCCL-25090	ZQLTCCL-25090I	2-1/2"	1/0-8	5
ZQLTCAL-30090	ZQLTCAL-30090I	ZQLTCCL-30090	ZQLTCCL-30090I	3"	1/0-8	5
ZQLTCAL-35090	ZQLTCAL-35090I	ZQLTCCL-35090	ZQLTCCL-35090I	3-1/2"	3/0-6	5
ZQLTCAL-40090	ZQLTCAL-40090I	ZQLTCCL-40090	ZQLTCCL-40090I	4"	3/0-6	5



Straight Liquidtight Connectors-Zinc Die Cast

•Application:

These straight connectors are used on flexible metallic liquid-tight conduits and Type-B flexible, nonmetallic, liquidtight conduits. They are used to positively bond conduits to boxes or enclosures in both wet and damp locations.

•Material: Zinc die cast



Non-Insulated



Insulated

Non-Insulated Catalog Number	Insulated Catalog Number	Trade Size	Inner Pack	Master Pack
ZQLTCNZ-38	ZQLTCNZ-38I	3/8"	20	200
ZQLTCNZ-50	ZQLTCNZ-50I	1/2"	20	200
ZQLTCNZ-75	ZQLTCNZ-75I	3/4"	10	100
ZQLTCNZ-100	ZQLTCNZ-100I	1"	5	50
ZQLTCNZ-125	ZQLTCNZ-125I	1- 1/4"	5	50
ZQLTCNZ-150	ZQLTCNZ-150I	1- 1/2"	/	20
ZQLTCNZ-200	ZQLTCNZ-200I	2"	/	20
ZQLTCNZ-250	ZQLTCNZ-250I	2- 1/2"	/	1
ZQLTCNZ-300	ZQLTCNZ-300I	3"	/	1
ZQLTCNZ-400	ZQLTCNZ-400I	4"	/	1



90° Liquidtight Connectors-Zinc Die Cast

•Application:

These insulated 90° connectors are used on flexible, metallic, liquid-tight conduits and Type-B, flexible, nonmetallic, liquid-tight conduits. They are used to positively bond conduits to boxes or enclosures.

•Material: Zinc die cast



Non-Insulated



Insulated

Non-Insulated Catalog Number	Insulated Catalog Number	Trade Size	Inner Pack	Master Pack
ZQLTCNZ-3890	ZQLTCNZ-3890I	3/8"	10	100
ZQLTCNZ-5090	ZQLTCNZ-5090I	1/2"	10	100
ZQLTCNZ-7590	ZQLTCNZ-7590I	3/4"	10	100
ZQLTCNZ-10090	ZQLTCNZ-10090I	1"	5	50
ZQLTCNZ-12590	ZQLTCNZ-12590I	1- 1/4"	/	20
ZQLTCNZ-15090	ZQLTCNZ-15090I	1- 1/2"	/	20
ZQLTCNZ-20090	ZQLTCNZ-20090I	2"	/	10
ZQLTCNZ-25090	ZQLTCNZ-25090I	2- 1/2"	/	1
ZQLTCNZ-30090	ZQLTCNZ-30090I	3"	/	1
ZQLTCNZ-40090	ZQLTCNZ-40090I	4"	/	1



Combination Couplings-Liquidtight to Rigid - Steel

•Application:

- Use to join liquidtight metal conduit (LFMC) to Rigid/IMC conduit between 2 different raceways
- Suitable for use in wet locations
- Raintight, concrete tight

Standard Material

- Steel

Standard Finish

- Zinc plated



Catalog Number	Trade Size	Inner Pack	Master Pack
ZQRGDLT-38	3/8"	20	200
ZQRGDLT-50	1/2"	20	200
ZQRGDLT-75	3/4"	10	100
ZQRGDLT-100	1"	5	50

Compression Type - EMT to Liquidtight - Steel

•Application:

- Use to connect LT conduit to EMT, 1/2" thru 1", ideal for rooftop HVAC ,air conditioners and motor hook-ups
- Can be used with EMT indoors only

Standard Material

- Steel

Standard Finish

- Zinc plated



Catalog Number	Trade Size	Inner Pack	Master Pack
ZQEMTLT-50	1/2"	25	250
ZQEMTLT-75	3/4"	20	200
ZQEMTLT-100	1"	10	100

Straight Liquidtight Connectors-Gray - PVC

•Application:

These nonmetallic straight connectors are used in both wet and dry locations when conduits and fittings are not subjected to physical damage.Type-B conduits and fittings are used whenever flexibility is required for the installation,operation,or maintenance of electrical appliances.

•Material:PVC



Catalog Number	Trade Size	Inner Pack	Master Pack
ZQLTNM-38	3/8"	25	100
ZQLTNM-50	1/2"	25	100
ZQLTNM-75	3/4"	10	100
ZQLTNM-100	1"	5	50
ZQLTNM-125	1- 1/4"	5	50
ZQLTNM-150	1- 1/2"	5	20
ZQLTNM-200	2"	2	20



90° Liquidtight Connectors-Gray - PVC

•Application:

These nonmetallic 90 degree connectors are used in both wet and dry locations when conduits and fittings are not subjected to physical damage. Type-B conduits and fittings are used whenever flexibility is required for the installation, operation, or maintenance of electrical appliances.

•Material: PVC



Catalog Number	Trade Size	Inner Pack	Master Pack
ZQLTNM-3890	3/8"	10	100
ZQLTNM-5090	1/2"	10	100
ZQLTNM-7590	3/4"	10	100
ZQLTNM-10090	1"	5	50
ZQLTNM-12590	1- 1/4"	2	20
ZQLTNM-15090	1- 1/2"	2	20
ZQLTNM-20090	2"	1	10

Flexible Steel Conduit

•Material: Steel



Catalog Number	Trade Size	Feet/Coil	Master Pack
ZQFSC-38	3/8"	100	1
ZQFSC-50	1/2"	100	1
ZQFSC-75	3/4"	100	1
ZQFSC-100	1"	100	1
ZQFSC-125	1- 1/4"	50	1
ZQFSC-150	1- 1/2"	50	1
ZQFSC-200	2"	25	1
ZQFSC-250	2- 1/2"	25	1
ZQFSC-300	3"	25	1
ZQFSC-350	3- 1/2"	25	1
ZQFSC-400	4"	25	1

Flexible Liquid Tight Conduit

•Material: EF PVC Jacket, Steel core



Catalog Number	Trade Size	Feet/Coil	Master Pack
ZQLTM-50	1/2"	100	1
ZQLTM-75	3/4"	100	1
ZQLTM-100	1"	100	1
ZQLTM-125	1- 1/4"	50	1
ZQLTM-150	1- 1/2"	50	1
ZQLTM-200	2"	50	1

Color-Coded Cord Grip Strain Relief Connectors

•Application:

To secure and seal cords or cables entering enclosures or raceways.

•Material:

Malleable iron body & gland nut

Neoprene grommet



Straight Style



45° Style



90° Style

Straight Style Catalog Number	45° Style Catalog Number	90° Style Catalog Number	Trade Size	Color	Cable Range		Inner Pack	Master Pack
					MIN.	MAX.		
ZQCG50-250	ZQCG50-25045	ZQCG50-25090	1/2"	Red	0.15	0.25	25	100
ZQCG50-350	ZQCG50-35045	ZQCG50-35090	1/2"	White	0.25	0.35	25	100
ZQCG50-450	ZQCG50-45045	ZQCG50-45090	1/2"	Blue	0.35	0.45	25	100
ZQCG50-560	ZQCG50-56045	ZQCG50-56090	1/2"	Green	0.45	0.56	25	100
ZQCG50-650	ZQCG50-65045	ZQCG50-65090	1/2"	Brown	0.55	0.65	25	100
ZQCG75-250	ZQCG75-25045	ZQCG75-25090	3/4"	Red	0.15	0.25	10	50
ZQCG75-350	ZQCG75-35045	ZQCG75-35090	3/4"	White	0.25	0.35	10	50
ZQCG75-450	ZQCG75-45045	ZQCG75-45090	3/4"	Blue	0.35	0.45	10	50
ZQCG75-560	ZQCG75-56045	ZQCG75-56090	3/4"	Green	0.45	0.56	10	50
ZQCG75-650	ZQCG75-65045	ZQCG75-65090	3/4"	Brown	0.55	0.65	10	50
ZQCG75-750	ZQCG75-75045	ZQCG75-75090	3/4"	Yellow	0.65	0.75	10	50
ZQCG75-850	ZQCG75-85045	ZQCG75-85090	3/4"	Purple	0.75	0.85	10	50
ZQCG100-560	ZQCG100-56045	ZQCG100-56090	1"	Green	0.45	0.56	5	25
ZQCG100-650	ZQCG100-65045	ZQCG100-65090	1"	Brown	0.55	0.65	5	25
ZQCG100-750	ZQCG100-75045	ZQCG100-75090	1"	Yellow	0.65	0.75	5	25
ZQCG100-850	ZQCG100-85045	ZQCG100-85090	1"	Purple	0.75	0.85	5	25
ZQCG100-950	ZQCG100-95045	ZQCG100-95090	1"	Gray	0.85	0.95	5	25
ZQCG100-1050	ZQCG100-105045	ZQCG100-105090	1"	Black	0.95	1.05	5	25
ZQCG125-850	ZQCG125-85045	ZQCG125-85090	1-1/4"	Purple	0.75	0.85	5	25
ZQCG125-950	ZQCG125-95045	ZQCG125-95090	1-1/4"	Gray	0.85	0.95	5	25
ZQCG125-1050	ZQCG125-105045	ZQCG125-105090	1-1/4"	Black	0.95	1.05	5	25
ZQCG125-1150	ZQCG125-115045	ZQCG125-115090	1-1/4"	Orange	1.05	1.15	5	25
ZQCG125-1250	ZQCG125-125045	ZQCG125-125090	1-1/4"	Red	1.15	1.25	5	25
ZQCG125-1375	ZQCG125-137545	ZQCG125-137590	1-1/4"	White	1.25	1.375	5	25
ZQCG150-1050	ZQCG150-105045	ZQCG150-105090	1-1/2"	Black	0.95	1.05	2	10
ZQCG150-1150	ZQCG150-115045	ZQCG150-115090	1-1/2"	Orange	1.05	1.15	2	10
ZQCG150-1250	ZQCG150-125045	ZQCG150-125090	1-1/2"	Red	1.15	1.25	2	10
ZQCG150-1375	ZQCG150-137545	ZQCG150-137590	1-1/2"	White	1.25	1.375	2	10

Conduit Body Cover

•Application:

These screw covers with gaskets mount on mating size conduit bodies to cover exposed electrical wires and create a watertight seal.

•Advantage:

These screw covers prevent water, dust, and debris from entering boxes and damaging conductors.

•Material: Malleable Iron



Catalog Number	Trade Size	Master Pack
ZQMCV-50	1/2"	25
ZQMCV-75	3/4"	25
ZQMCV-100	1"	20
ZQMCV-125150	1 1/4"-1 1/2"	10
ZQMCV-200	2"	10
ZQMCV-250300	2-1/2"- 3"	5
ZQMCV-350400	3-1/2"- 4"	5

Steel Conduit Body Cover

•Material: Steel



Catalog Number	Trade Size	Master Pack
ZQSCV-50	1/2"	25
ZQSCV-75	3/4"	25
ZQSCV-100	1"	20
ZQSCV-125150	1 1/4"-1 1/2"	10
ZQSCV-200	2"	10
ZQSCV-250300	2-1/2"- 3"	5
ZQSCV-350400	3-1/2"- 4"	5

Lay-in Grounding Lugs

•Application:

These ground straps are used to provide positive grounding points in load centers or other metal enclosures where they are needed. The solderless terminal lugs are used to connect wires to metal enclosures.


•Advantage:

These ground straps and terminal lugs quickly provide an access point when wires must be bonded or grounded in terminal boxes, load centers or enclosures

•Material: Aluminum or Copper



Aluminum Lugs



Copper Lugs

Aluminum Catalog Number	Copper Catalog Number	Lug Size	Master Pack
ZQ4-14 AL	ZQ4-14 CL	4-14	720
ZQ1/0-8 AL	ZQ1/0-8 CL	1/0-8	200
ZQ3/0-6 AL	ZQ3/0-6 CL	3/0-6	84
ZQ250MCM AL	ZQ250MCM CL	250MCM-6	72



Threaded LB Conduit Body

•Application:

Conduit bodies are attached to threaded rigid conduits When a turn is required and conduit bending is not convenient or possible.

•Material: Malleable Iron



with steel stamped cover and gasket

Catalog Number	Trade Size	Master Pack
ZQMLBGK-50	1/2"	5
ZQMLBGK-75	3/4"	5
ZQMLBGK-100	1"	5
ZQMLBGK-125	1- 1/4"	2
ZQMLBGK-150	1- 1/2"	2
ZQMLBGK-200	2"	2
ZQMLBGK-250	2- 1/2"	1
ZQMLBGK-300	3"	1
ZQMLBGK-350	3- 1/2"	1
ZQMLBGK-400	4"	1

Threaded C Conduit Body



with steel stamped cover and gasket

Catalog Number	Trade Size	Master Pack
ZQMCGK-50	1/2"	5
ZQMCGK-75	3/4"	5
ZQMCGK-100	1"	5
ZQMCGK-125	1- 1/4"	2
ZQMCGK-150	1- 1/2"	2
ZQMCGK-200	2"	2
ZQMCGK-250	2- 1/2"	1
ZQMCGK-300	3"	1
ZQMCGK-350	3- 1/2"	1
ZQMCGK-400	4"	1

Threaded LL Conduit Body



with steel stamped cover and gasket

Catalog Number	Trade Size	Master Pack
ZQMLLGK-50	1/2"	5
ZQMLLGK-75	3/4"	5
ZQMLLGK-100	1"	5
ZQMLLGK-125	1- 1/4"	2
ZQMLLGK-150	1- 1/2"	2
ZQMLLGK-200	2"	2
ZQMLLGK-250	2- 1/2"	1
ZQMLLGK-300	3"	1
ZQMLLGK-350	3- 1/2"	1
ZQMLLGK-400	4"	1

Threaded LR Conduit Body



with steel stamped cover and gasket

Catalog Number	Trade Size	Master Pack
ZQMLR-50	1/2"	5
ZQMLR-75	3/4"	5
ZQMLR-100	1"	5
ZQMLR-125	1- 1/4"	2
ZQMLR-150	1- 1/2"	2
ZQMLR-200	2"	2
ZQMLR-250	2- 1/2"	1
ZQMLR-300	3"	1
ZQMLR-350	3- 1/2"	1
ZQMLR-400	4"	1

Threaded T Conduit Body

•Application:

Conduit bodies are attached to threaded rigid conduits When a turn is required and conduit bending is not convenient or possible.

•Material: Malleable Iron



with steel stamped cover and gasket

Catalog Number	Trade Size	Master Pack
ZQMTGK-50	1/2"	5
ZQMTGK-75	3/4"	5
ZQMTGK-100	1"	5
ZQMTGK-125	1- 1/4"	2
ZQMTGK-150	1- 1/2"	2
ZQMTGK-200	2"	2
ZQMTGK-250	2- 1/2"	1
ZQMTGK-300	3"	1
ZQMTGK-350	3- 1/2"	1
ZQMTGK-400	4"	1

Threaded TB Conduit Body



with steel stamped cover and gasket

Catalog Number	Trade Size	Master Pack
ZQMTBGK-50	1/2"	5
ZQMTBGK-75	3/4"	5
ZQMTBGK-100	1"	5
ZQMTBGK-125	1- 1/4"	2
ZQMTBGK-150	1- 1/2"	2
ZQMTBGK-200	2"	2

Threaded X Conduit Body



with steel stamped cover and gasket

Catalog Number	Trade Size	Master Pack
ZQMXGK-50	1/2"	5
ZQMXGK-75	3/4"	5
ZQMXGK-100	1"	5
ZQMXGK-125	1- 1/4"	2
ZQMXGK-150	1- 1/2"	2
ZQMXGK-200	2"	2

Threaded E Conduit Body



with steel stamped cover and gasket

Catalog Number	Trade Size	Master Pack
ZQMEGK-50	1/2"	5
ZQMEGK-75	3/4"	5
ZQMEGK-100	1"	5

Rigid Conduit Bodies with Cover and Gasket

•Application:

- Provides access to conductors for pulling, splicing and maintenance

•Material: Aluminum

Threaded C Type



Catalog Number	Trade Size	Master Pack
ZQC-50	1/2"	50
ZQC-75	3/4"	50
ZQC-100	1"	25
ZQC-125	1- 1/4"	10
ZQC-150	1- 1/2"	10
ZQC-200	2"	10
ZQC-250	2- 1/2"	1
ZQC-300	3"	1
ZQC-350	3- 1/2"	1
ZQC-400	4"	1

Threaded T Type



ZQT-50	1/2"	50
ZQT-75	3/4"	50
ZQT-100	1"	25
ZQT-125	1- 1/4"	10
ZQT-150	1- 1/2"	10
ZQT-200	2"	10
ZQT-250	2- 1/2"	1
ZQT-300	3"	1
ZQT-350	3- 1/2"	1
ZQT-400	4"	1

Threaded LB Type



ZQLB-50	1/2"	50
ZQLB-75	3/4"	50
ZQLB-100	1"	25
ZQLB-125	1- 1/4"	10
ZQLB-150	1- 1/2"	10
ZQLB-200	2"	10
ZQLB-250	2- 1/2"	1
ZQLB-300	3"	1
ZQLB-350	3- 1/2"	1
ZQLB-400	4"	1

Threaded LL Type



ZQLL-50	1/2"	50
ZQLL-75	3/4"	50
ZQLL-100	1"	25
ZQLL-125	1- 1/4"	10
ZQLL-150	1- 1/2"	10
ZQLL-200	2"	10
ZQLL-250	2- 1/2"	1
ZQLL-300	3"	1
ZQLL-350	3- 1/2"	1
ZQLL-400	4"	1

Threaded LR Type



ZQLR-50	1/2"	50
ZQLR-75	3/4"	50
ZQLR-100	1"	25
ZQLR-125	1- 1/4"	10
ZQLR-150	1- 1/2"	10
ZQLR-200	2"	10
ZQLR-250	2- 1/2"	1
ZQLR-300	3"	1
ZQLR-350	3- 1/2"	1
ZQLR-400	4"	1

EMT and Rigid Combination Conduit Bodies with Cover and Gasket

C Type



Catalog Number	Trade Size	Master Pack
ZQCC-50	1/2"	50
ZQCC-75	3/4"	50
ZQCC-100	1"	25
ZQCC-125	1- 1/4"	10
ZQCC-150	1- 1/2"	10
ZQCC-200	2"	10
ZQCC-250	2- 1/2"	1
ZQCC-300	3"	1
ZQCC-350	3- 1/2"	1
ZQCC-400	4"	1

T Type



ZQTC-50	1/2"	50
ZQTC-75	3/4"	50
ZQTC-100	1"	25
ZQTC-125	1- 1/4"	10
ZQTC-150	1- 1/2"	10
ZQTC-200	2"	10
ZQTC-250	2- 1/2"	1
ZQTC-300	3"	1
ZQTC-350	3- 1/2"	1
ZQTC-400	4"	1

LB Type



ZQLBC-50	1/2"	50
ZQLBC-75	3/4"	50
ZQLBC-100	1"	25
ZQLBC-125	1- 1/4"	10
ZQLBC-150	1- 1/2"	10
ZQLBC-200	2"	10
ZQLBC-250	2- 1/2"	1
ZQLBC-300	3"	1
ZQLBC-350	3- 1/2"	1
ZQLBC-400	4"	1

LL Type



ZQLLC-50	1/2"	50
ZQLLC-75	3/4"	50
ZQLLC-100	1"	25
ZQLLC-125	1- 1/4"	10
ZQLLC-150	1- 1/2"	10
ZQLLC-200	2"	10
ZQLLC-250	2- 1/2"	1
ZQLLC-300	3"	1
ZQLLC-350	3- 1/2"	1
ZQLLC-400	4"	1

LR Type



ZQLRC-50	1/2"	50
ZQLRC-75	3/4"	50
ZQLRC-100	1"	25
ZQLRC-125	1- 1/4"	10
ZQLRC-150	1- 1/2"	10
ZQLRC-200	2"	10
ZQLRC-250	2- 1/2"	1
ZQLRC-300	3"	1
ZQLRC-350	3- 1/2"	1
ZQLRC-400	4"	1

EMT Conduit Bodies with Cover and Gasket

Set Screw C Type



Catalog Number	Trade Size	Master Pack
ZQCE-50	1/2"	50
ZQCE-75	3/4"	50
ZQCE-100	1"	25
ZQCE-125	1- 1/4"	10
ZQCE-150	1- 1/2"	10
ZQCE-200	2"	10
ZQCE-250	2- 1/2"	1
ZQCE-300	3"	1
ZQCE-350	3- 1/2"	1
ZQCE-400	4"	1

Set Screw T Type



ZQTE-50	1/2"	50
ZQTE-75	3/4"	50
ZQTE-100	1"	25
ZQTE-125	1- 1/4"	10
ZQTE-150	1- 1/2"	10
ZQTE-200	2"	10
ZQTE-250	2- 1/2"	1
ZQTE-300	3"	1
ZQTE-350	3- 1/2"	1
ZQTE-400	4"	1

Set Screw LB Type



ZQLBE-50	1/2"	50
ZQLBE-75	3/4"	50
ZQLBE-100	1"	25
ZQLBE-125	1- 1/4"	10
ZQLBE-150	1- 1/2"	10
ZQLBE-200	2"	10
ZQLBE-250	2- 1/2"	1
ZQLBE-300	3"	1
ZQLBE-350	3- 1/2"	1
ZQLBE-400	4"	1

Set Screw LL Type



ZQLLE-50	1/2"	50
ZQLLE-75	3/4"	50
ZQLLE-100	1"	25
ZQLLE-125	1- 1/4"	10
ZQLLE-150	1- 1/2"	10
ZQLLE-200	2"	10
ZQLLE-250	2- 1/2"	1
ZQLLE-300	3"	1
ZQLLE-350	3- 1/2"	1
ZQLLE-400	4"	1

Set Screw LR Type



ZQLRE-50	1/2"	50
ZQLRE-75	3/4"	50
ZQLRE-100	1"	25
ZQLRE-125	1- 1/4"	10
ZQLRE-150	1- 1/2"	10
ZQLRE-200	2"	10
ZQLRE-250	2- 1/2"	1
ZQLRE-300	3"	1
ZQLRE-350	3- 1/2"	1
ZQLRE-400	4"	1

BX, Flex Connectors Set Screw Type - Straight - Zinc Die Cast

- **Application:**
 - Indoor use only
 - In a dry location
 - Use to connect steel to a steel outlet box or other metal enclosure
- **Material:** Zinc die cast



ZQSSBXZ-38



ZQFSSZ-50

Catalog Number	Trade Size	Inner Pack	Master Pack
ZQSSBXZ-38	3/8"	100	1000

Catalog Number	Trade Size	Inner Pack	Master Pack
ZQFSSZ-50	1/2"	25	250

Combination Cable Connectors-2 Screw Clamp Type -Zinc Die Cast

- **Application:**
 - Indoor use only
 - In a dry location, use to connect flexible metallic conduit, AC, MC, MCI-A, HCF and NM cable to steel outlet box or other enclosure
 - 3/8" size fits 1/2" knockout
- **Material:** Zinc die cast



Catalog Number	Trade Size	Inner Pack	Master Pack
ZQCCCZ-38	3/8"	100	1000

Duplex Connectors-1 Screw Clamp Type -Zinc Die Cast

- **Application:**
 - In a dry location, use to connect two pieces of flexible metallic conduit, AC, MC, or NM sheathed cable, to a steel outlet box or other metal enclosure when using only one knockout opening
- **Material:** Zinc die cast



Catalog Number	Trade Size	Inner Pack	Master Pack
ZQFDSZ-38	3/8"	25	250

Duplex Connectors-1 Screw - Set Screw Type - For BX, Flex -Zinc Die Cast

•Application:

- Indoor dry location use only
- Strap-type fitting used to connect flexible metallic conduit or armored cable to box or enclosure
- Material: Zinc die cast



Catalog Number	Trade Size	Inner Pack	Master Pack
ZQFSSZ-38	3/8"	25	250

Combination Couplings-Set Screw to Clamp Type - EMT to BX or NM Cable -Zinc Die Cast

•Application:

- Indoor use only
- Use to join EMT to nonmetallic sheathed cable, #14/2, #12/3 or 2 #14/2
- Material: Zinc die cast



Catalog Number	Trade Size	Inner Pack	Master Pack
ZQCCETBZ-50	1/2"	50	500

BX, Flex Connectors -Straight - Squeeze Type with Insulated Throat -Zinc Die Cast

•Application:

These squeeze-type connectors with insulated throats are used in dry locations to bond flexible metal conduits to boxes or enclosures.

- Material: Zinc die cast



Catalog Number	Trade Size	Inner Pack	Master Pack
ZQSCZ-38	3/8"	50	500
ZQSCZ-50	1/2"	25	250
ZQSCZ-75	3/4"	25	250
ZQSCZ-100	1"	10	100
ZQSCZ-125	1- 1/4"	10	100
ZQSCZ-150	1- 1/2"	5	50
ZQSCZ-200	2"	/	40
ZQSCZ-250	2- 1/2"	/	10
ZQSCZ-300	3"	/	10
ZQSCZ-400	4"	/	1

BX, Flex Connectors-90° Squeeze Type -Zinc Die Cast

•Application:

- Indoor use only
- In a dry location, use to connect flexible metallic conduit, AC and steel MC cable to a steel outlet box or other metal enclosure

•Material: Zinc die cast



Insulated



Non-Insulated

Non-Insulated Catalog Number	Insulated Catalog Number	Trade Size	Inner Pack	Master Pack
ZQSCZ-5090	ZQSCZ-5090I	1/2"	25	250
ZQSCZ-7590	ZQSCZ-7590I	3/4"	10	100
ZQSCZ-10090	ZQSCZ-10090I	1"	5	50
ZQSCZ-12590	ZQSCZ-12590I	1- 1/4"	/	40
ZQSCZ-15090	ZQSCZ-15090I	1- 1/2"	/	5
ZQSCZ-20090	ZQSCZ-20090I	2"	/	5
ZQSCZ-25090	ZQSCZ-25090I	2-1/2"	/	5

Flex Couplings-Screw In Type -Zinc Die Cast

•Application:

These screw-in couplings are used to join two lengths of flexible metal conduits together to form a single connected raceway for electrical wire pulls.

•Material: Zinc die cast



Catalog Number	Trade Size	Inner Pack	Master Pack
ZQFCZ-50	1/2"	50	500
ZQFCZ-75	3/4"	25	250
ZQFCZ-100	1"	25	250
ZQFCZ-125	1- 1/4"	10	100
ZQFCZ-150	1- 1/2"	10	40
ZQFCZ-200	2"	10	40

BX, Flex Connectors-Screw In Type -Zinc Die Cast

•Application:

These connectors screw into the interior ridges of flexible metal conduits and provide a smooth pulling surface for wires when connected to electrical junction boxes or enclosures.

•Material: Zinc die cast

Non-Insulated



Insulated



Non-Insulated Catalog Number	Insulated Catalog Number	Trade Size	Inner Pack	Master Pack
ZQFCBZ-38	ZQFCBZ-38I	3/8"	50	500
ZQFCBZ-50	ZQFCBZ-50I	1/2"	50	500
ZQFCBZ-75	ZQFCBZ-75I	3/4"	25	250
ZQFCBZ-100	ZQFCBZ-100I	1"	25	250
ZQFCBZ-125	ZQFCBZ-125I	1- 1/4"	10	100
ZQFCBZ-150	ZQFCBZ-150I	1- 1/2"	/	40
ZQFCBZ-200	ZQFCBZ-200I	2"	/	40

Anti Short Bushings

- **Application:**
 - Indoor use only
 - Insert one bushing at each end of conduit to protect wire
- **Material:** Polyethylene



Catalog Number	Trade Size	Inner Pack	Master Pack
ZQA0	0	35	17500
ZQA1	1	35	14000

Service Entrance Caps-Clamp On Type

- **Application:**
 - Use in an overhead service entrance
 - Mounts on top of EMT, Rigid, or IMC conduit
 - Serves as a connecting point for the service entrance wires
- **Material:**
 - Aluminum
 - Steel strap



Catalog Number	Trade Size	Inner Pack	Master Pack
ZQSECC-50	1/2"	10	50
ZQSECC-75	3/4"	10	50
ZQSECC-100	1"	5	25
ZQSECC-125	1- 1/4"	5	25
ZQSECC-150	1- 1/2"	3	15
ZQSECC-200	2"	/	5
ZQSECC-250	2-1/2"	/	1
ZQSECC-300	3"	/	1
ZQSECC-350	3-1/2"	/	1
ZQSECC-400	4"	/	1

Service Entrance Caps-Threaded Type

- **Application:**

These service entrance caps attach to the end of threaded rigid conduits that are being used to bring overhead power to buildings or homes. Their clamp-on design and large insulator yoke allows the cables from meters to be hung outside of service heads without the fear of abrasion while waiting for the utility power connections. Available sizes are 1/2"-4".
- **Material:**
 - Aluminum



Catalog Number	Trade Size	Inner Pack	Master Pack
ZQSECT-50	1/2"	5	50
ZQSECT-75	3/4"	5	50
ZQSECT-100	1"	/	50
ZQSECT-125	1- 1/4"	/	20
ZQSECT-150	1- 1/2"	/	10
ZQSECT-200	2"	/	5
ZQSECT-250	2-1/2"	/	2
ZQSECT-300	3"	/	1
ZQSECT-350	3-1/2"	/	1
ZQSECT-400	4"	/	1

Squeeze Connectors Malleable Iron for Flex

•Application:

For armored cable, flexible metal conduit, interlocked metal clad cables, HCF cables

•Material: Malleable Iron, steel locknut



3/8" Size



Sizes 1/2" - 1-1/4"



Sizes 1-1/2" - 3"



Sizes 3-1/2" - 4"

Non-Insulated Catalog Number	Insulated Catalog Number	Trade Size	KO Size	Inner Pack	Master Pack
ZQMSQZ-38	ZQMSQZ-38I	3/8"	1/2"	25	125
ZQMSQZ-50	ZQMSQZ-50I	1/2"	1/2"	25	125
ZQMSQZ-75	ZQMSQZ75I	3/4"	3/4"	20	100
ZQMSQZ-100	ZQMSQZ100I	1"	1"	10	50
ZQMSQZ-125	ZQMSQZ-125I	1-1/4"	1-1/4"	10	50
ZQMSQZ-150	ZQMSQZ-150I	1-1/2"	1-1/2"	5	25
ZQMSQZ-200	ZQMSQZ-200I	2"	2"	/	5
ZQMSQZ-250	ZQMSQZ250I	2-1/2"	2-1/2"	/	5
ZQMSQZ-300	ZQMSQZ300I	3"	3"	/	5
ZQMSQZ-350	ZQMSQZ350I	3-1/2"	3-1/2"	/	1
ZQMSQZ-400	ZQMSQZ400I	4"	4"	/	1

90° Squeeze Connectors Malleable Iron for Flex

•Application:

For armored cable, flexible metal conduit, interlocked metal clad cables, HCF cables

•Material: Malleable Iron, Steel locknut



Sizes 3/8" - 3/4"



Sizes 1" - 2"



Sizes 2-1/2" - 4"

Non-Insulated CAT#	Insulated CAT#	Trade Size	KO Size	Inner pack	Master pack
ZQMSQZ-3890	ZQMSQZ-3890I	3/8"	1/2"	25	125
ZQMSQZ-5090	ZQMSQZ-5090I	1/2"	1/2"	25	125
ZQMSQZ-7590	ZQMSQZ-7590I	3/4"	3/4"	20	100
ZQMSQZ-10090	ZQMSQZ-10090I	1"	1"	10	50
ZQMSQZ-12590	ZQMSQZ-12590I	1-1/4"	1-1/4"	10	50
ZQMSQZ-15090	ZQMSQZ-15090I	1-1/2"	1-1/2"	5	25
ZQMSQZ-20090	ZQMSQZ-20090I	2"	2"	/	5
ZQMSQZ-25090	ZQMSQZ-25090I	2-1/2"	2-1/2"	/	5
ZQMSQZ-30090	ZQMSQZ-30090I	3"	3"	/	5
ZQMSQZ-35090	ZQMSQZ-35090I	3-1/2"	3-1/2"	/	1
ZQMSQZ-40090	ZQMSQZ-40090I	4"	4"	/	1

Squeeze Connectors, Duplex Squeeze Connectors & 90° Duplex Squeeze Connectors for Flex, AC, MCI and MCI-A



•Application:

For armored cable, flexible metal conduit, interlocked metal clad cables, HCF cables.

•Material: Malleable Iron, Steel locknut

Catalog Number	Trade Size	KO Size	Master pack
ZQDC38090	3/8"	1/2"	25

Combo Coupling - Rigid to Flex



•Application:

To connect Flexible metal conduit to Rigid or IMC conduit.

•Material: Malleable Iron, Steel locknut

Catalog Number	Trade Size	Master pack
ZQMCCPRF-50	1/2"	10
ZQMCCPRF-75	3/4"	10
ZQMCCPRF-100	1"	5
ZQMCCPRF-125	1-1/4"	5

Quicklock Type Connectors with Insulated Throats for Flex • AC • MC • MCI-A cables



ZQQL



ZQQLD

•Material: Zinc Plated Steel

Catalog Number	Trade Size	Inner Pack	Master Pack
ZQQL-50	1/2" Single	50	500
ZQQL-50D	3/4" Duplex	25	250
ZQQL-75	1" Single	25	250